

# Building Permit Activity in the Catawba Region January-March 2012



PO Box 450  
Rock Hill, SC 29731  
May 2012

## **INTRODUCTION**

The building permit data contained in this report is supplied by local building and planning officials throughout the region. The numbers shown reflect the actual number of permits issued during the first quarter (January-March) of 2012. The value of these permits is also shown. In addition to the permit totals, we have attempted to give local officials some sense of the growth occurring within their areas via the color coded census tract maps that are also included.

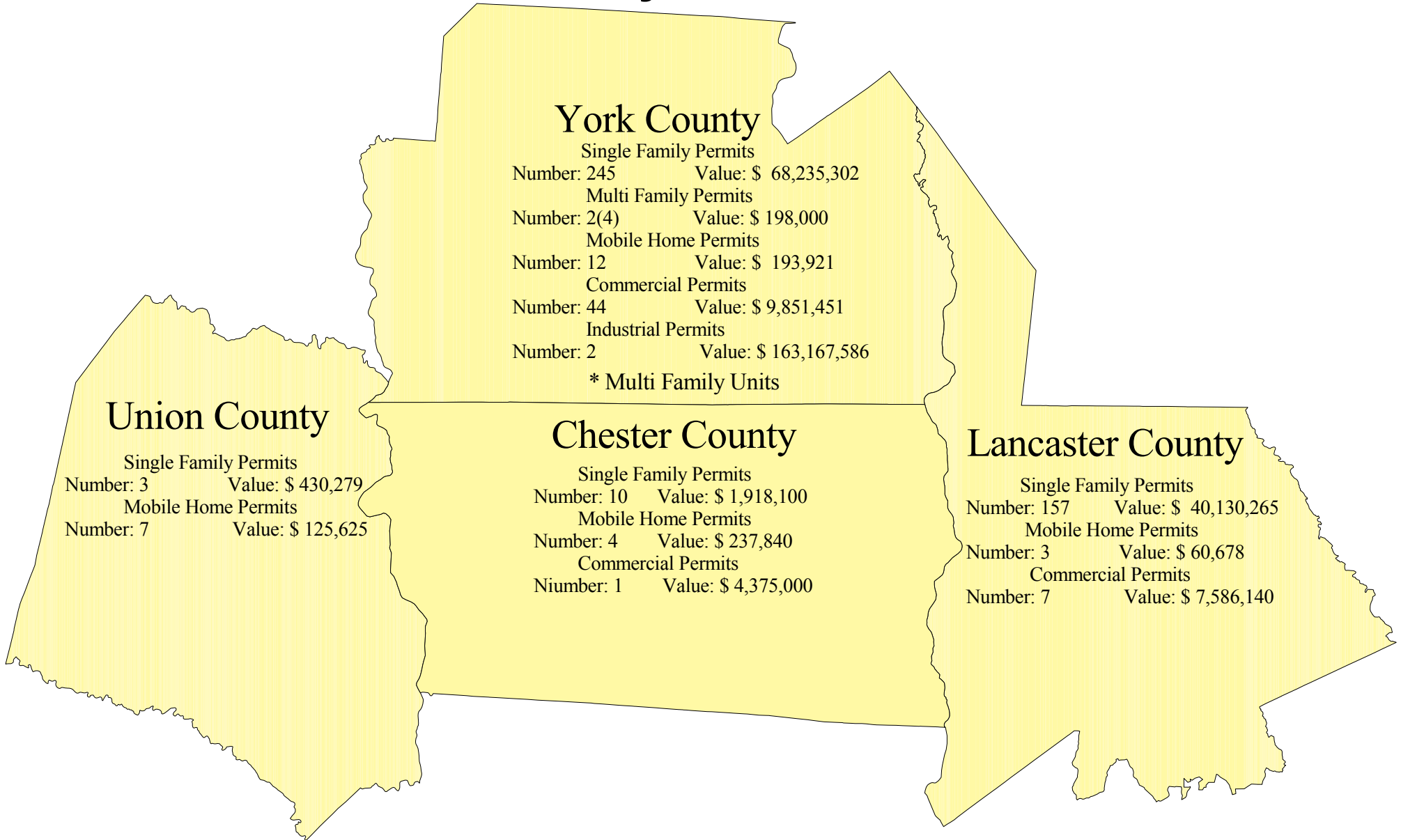
Catawba Regional collects building permit data by county, municipality and census tract for the major residential categories, as well as commercial and industrial. The data we collect is for new construction only with the exception of some industrial permits that represent upgrades to existing facilities. Our computerized database contains permit information from 1996 to the present.

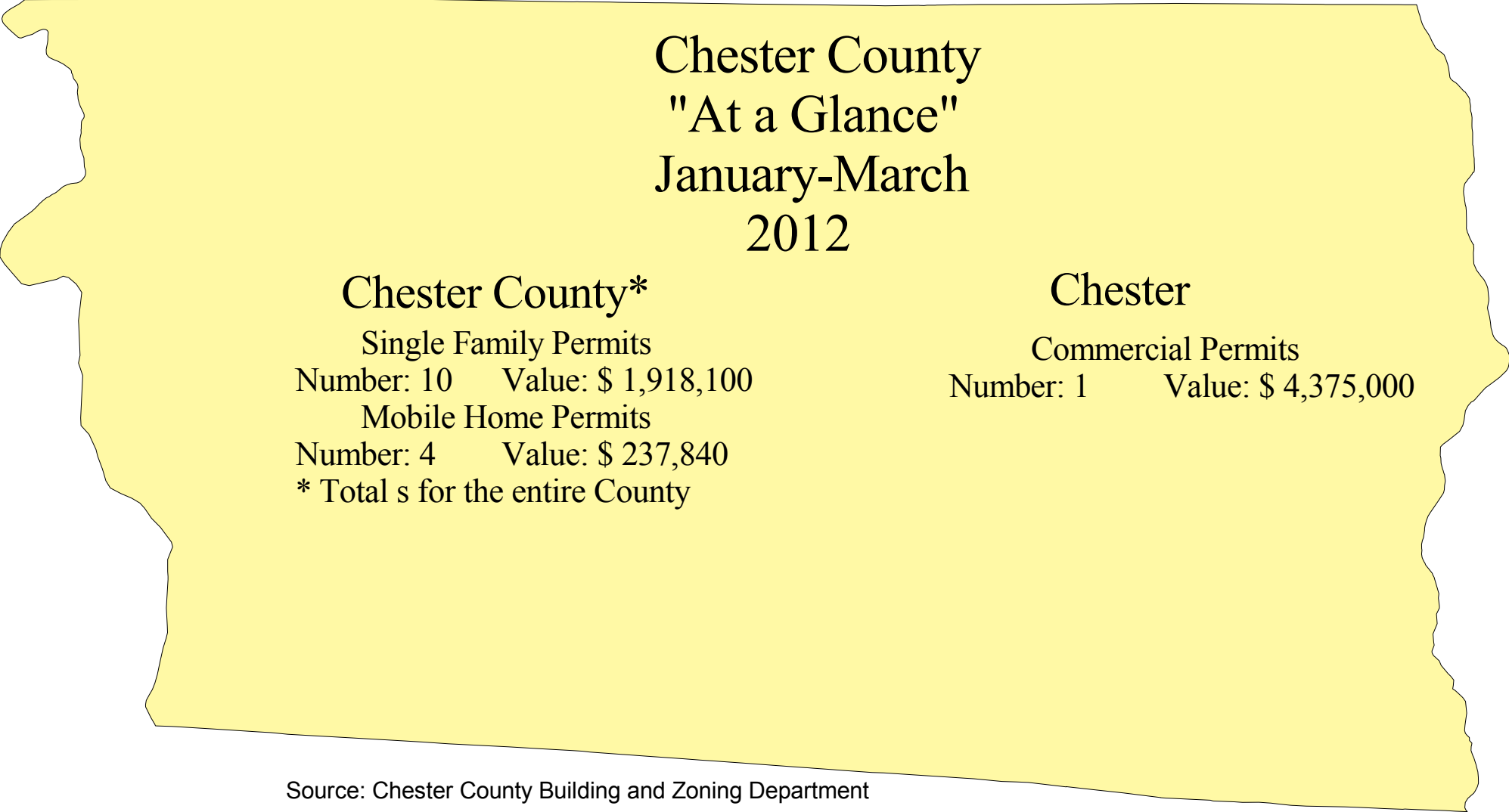
Any questions you may have about the report or our permit database in general can be directed to Mike Vead at (803) 327-9041.

*NOTE: Catawba Regional COG does not insure the accuracy of the data presented in this report. Reasonable efforts have been made to validate the data's accuracy.*

# The Catawba Region "At a Glance"

## January-March, 2012





Chester County  
"At a Glance"  
January-March  
2012

Chester County\*

Single Family Permits

Number: 10    Value: \$ 1,918,100

Mobile Home Permits

Number: 4    Value: \$ 237,840

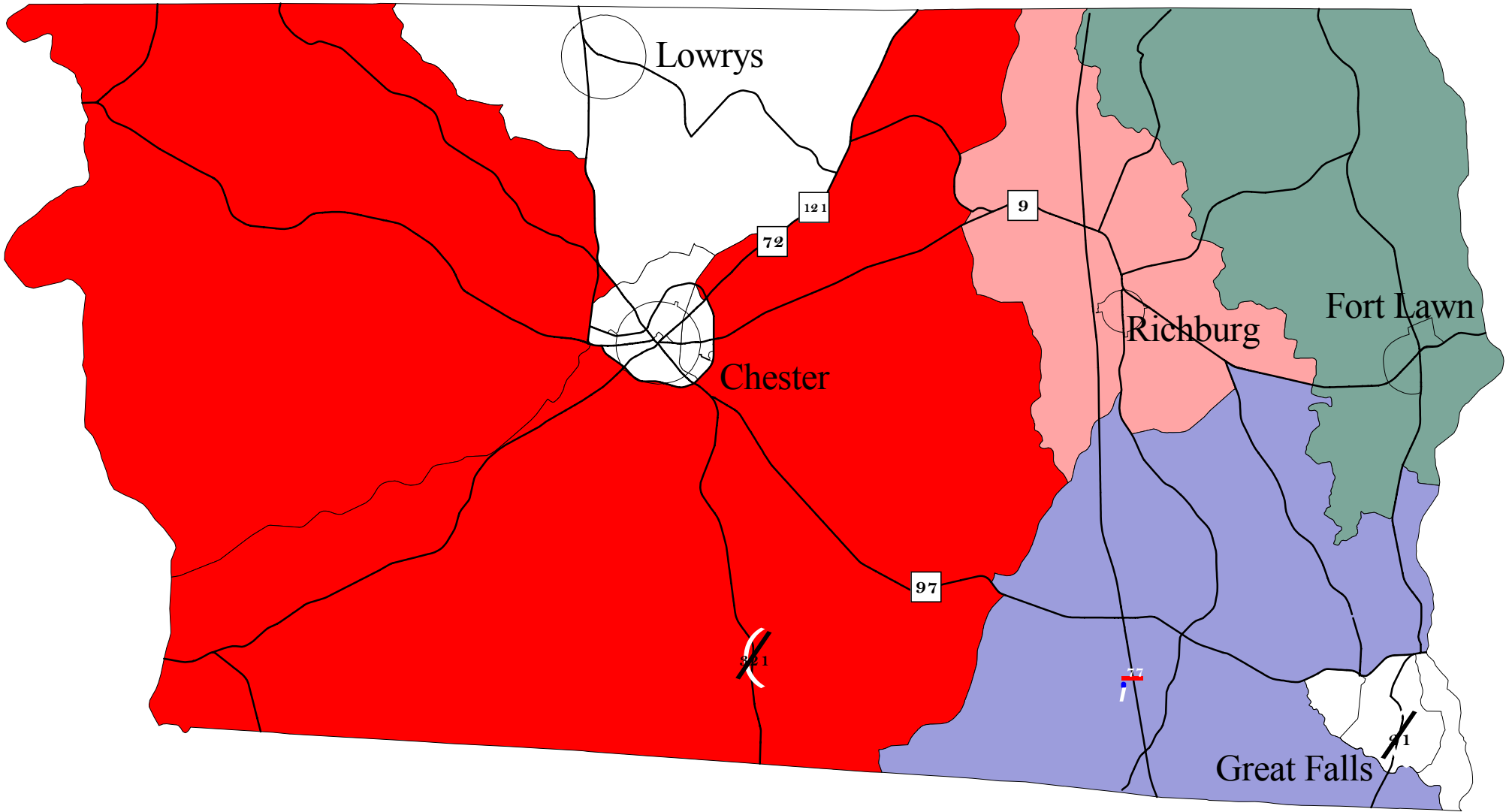
\* Total s for the entire County

Chester

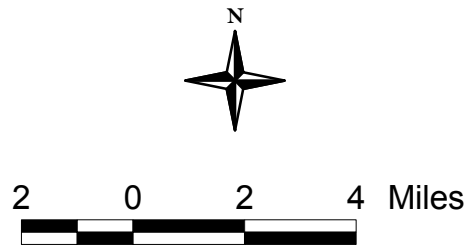
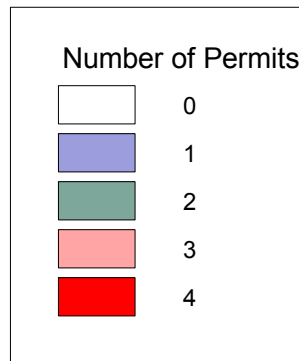
Commercial Permits

Number: 1    Value: \$ 4,375,000

Source: Chester County Building and Zoning Department



**Chester County  
Residential Building Permit  
Activity By Census Tract  
January-March 2012**



P.O. Box 450  
215 Hampton Street  
Rock Hill, SC 29731  
(803) 327-9041



# Lancaster County "At a Glance" January-March 2012

## Lancaster County\*

### Single Family Permits

Number: 157    Value: \$ 40,130,265

### Mobile Home Permits

Number: 3        Value: \$ 60,678

### Commercial Permits

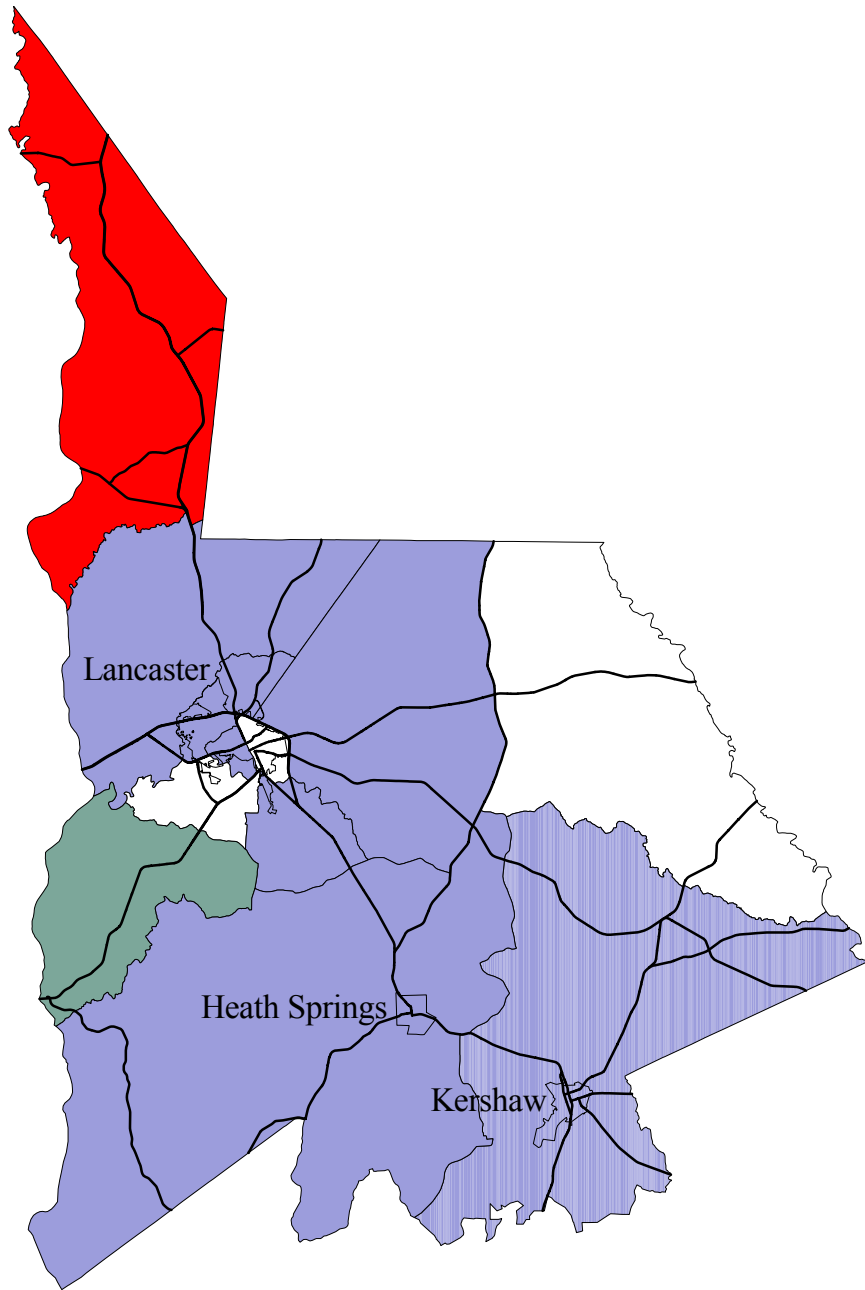

Number: 7        Value: \$ 7,586,140

\*Totals for the entire County

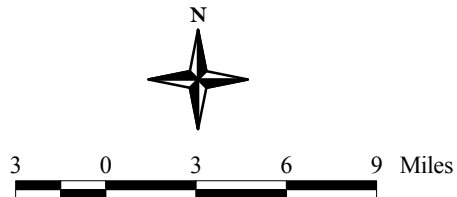
## Lancaster

### Single Family Permits

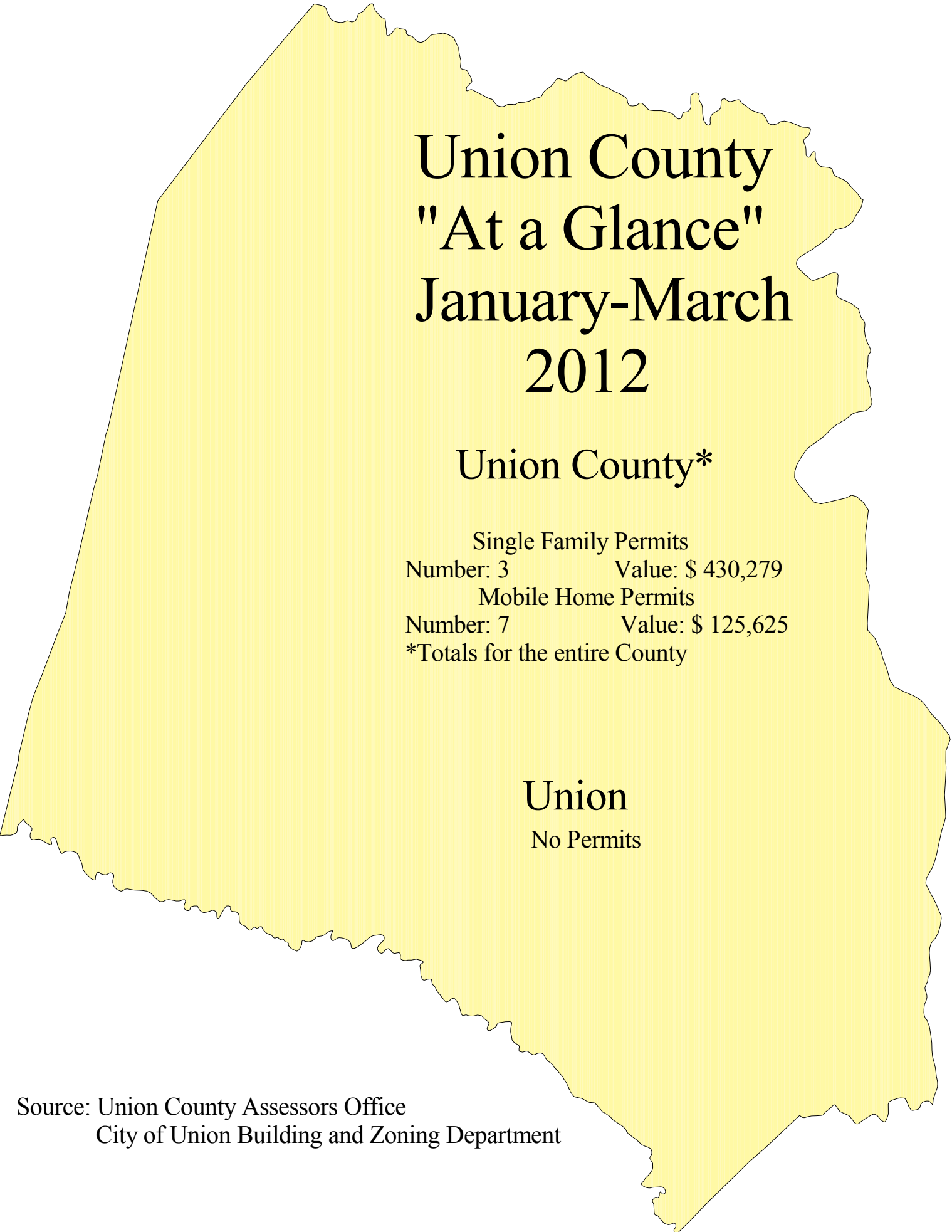
Number: 1        Value: \$ 114,578



**Lancaster County  
Residential Building Permit  
Activity By Census Tract  
January-March  
2012**



P.O. Box 450  
215 Hampton Street  
Rock Hill, SC 29731  
(803) 327-9041



# Union County "At a Glance" January-March 2012

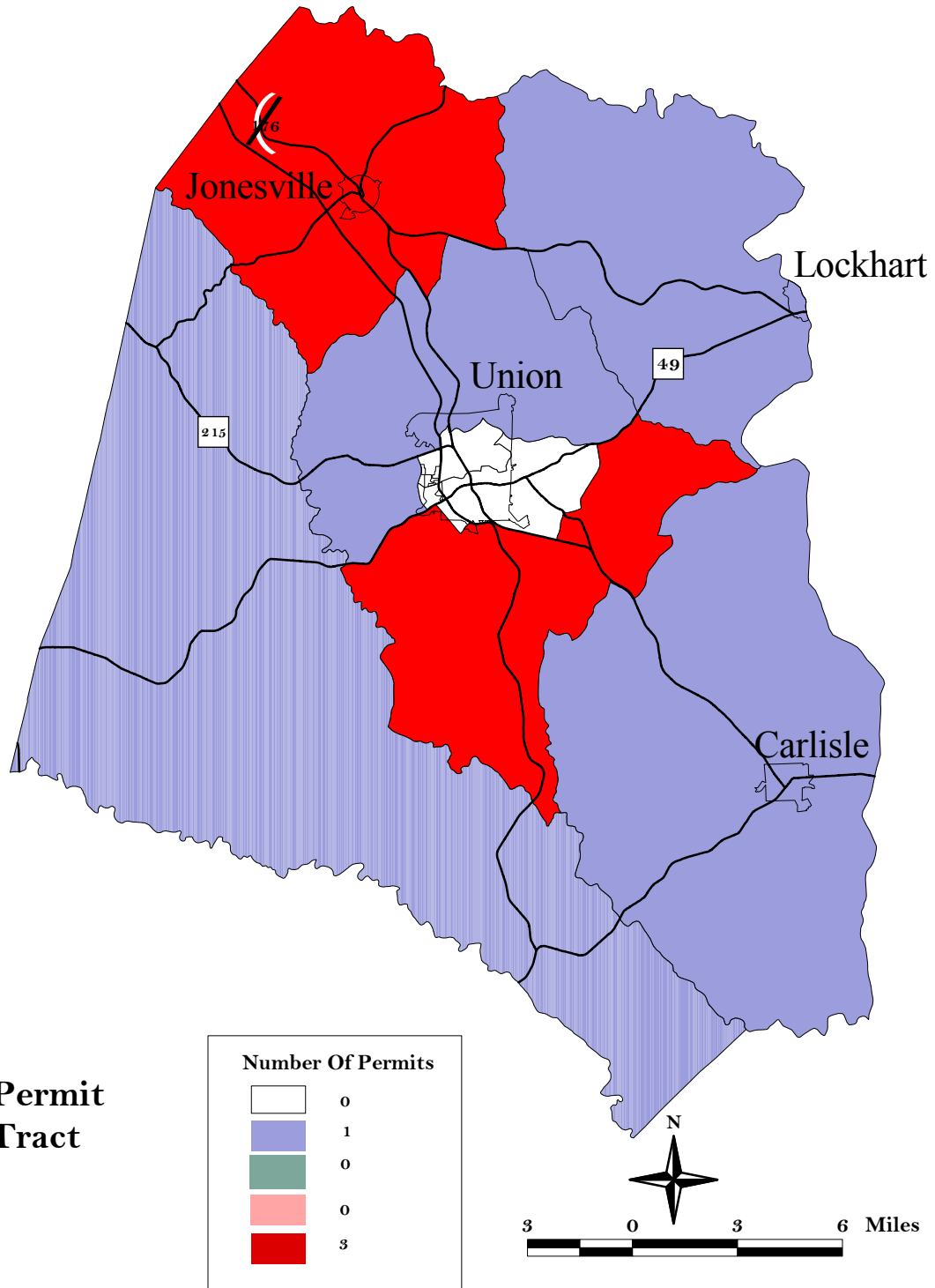
## Union County\*

Single Family Permits  
Number: 3                      Value: \$ 430,279  
Mobile Home Permits  
Number: 7                      Value: \$ 125,625  
\*Totals for the entire County






Union  
No Permits

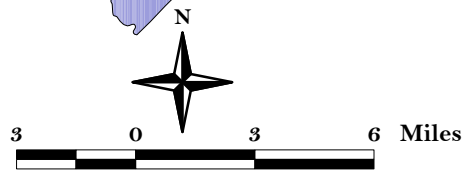
Source: Union County Assessors Office  
City of Union Building and Zoning Department





**Union County  
Residential Building Permit  
Activity By Census Tract  
January-March  
2012**

Number Of Permits	
	0
	1
	0
	0
	3



P.O. Box 450  
215 Hampton Street  
Rock Hill, SC 29731  
(803) 327-9041

Source: York County Building and Codes Department  
 Town of Clover Building Codes Department  
 Town of Fort Mill Building and Codes Department  
 City of Rock Hill Building and Codes Department  
 City of York Planning Department  
 City of Tega Cay Development Services

# York County "At a Glance" January-March 2012

## Clover

Single Family Permits  
 Number: 5      Value: \$ 1,002,000  
 Commercial Permits  
 Number: 2      Value: \$ 593,000

## York County\*

Single Family Permits  
 Number: 245      Value: \$ 68,235,302  
 Multi Family Permits  
 Number: 2(4)      Value: \$ 198,000  
 Mobile Home Permits  
 Number: 12      Value: \$ 193,921  
 Commercial Permits  
 Number: 44      Value: \$ 9,851,451  
 Industrial Permits  
 Number: 2      Value: \$ 163,167,586

\*Totals for the entire County

## Rock Hill

Single Family Permits  
 Number: 22      Value: \$ 5,958,493  
 Commercial Permits  
 Number: 4      Value: \$ 5,733,730  
 Industrial Permits  
 Number: 2      Value: \$ 163,167,586

## Tega Cay

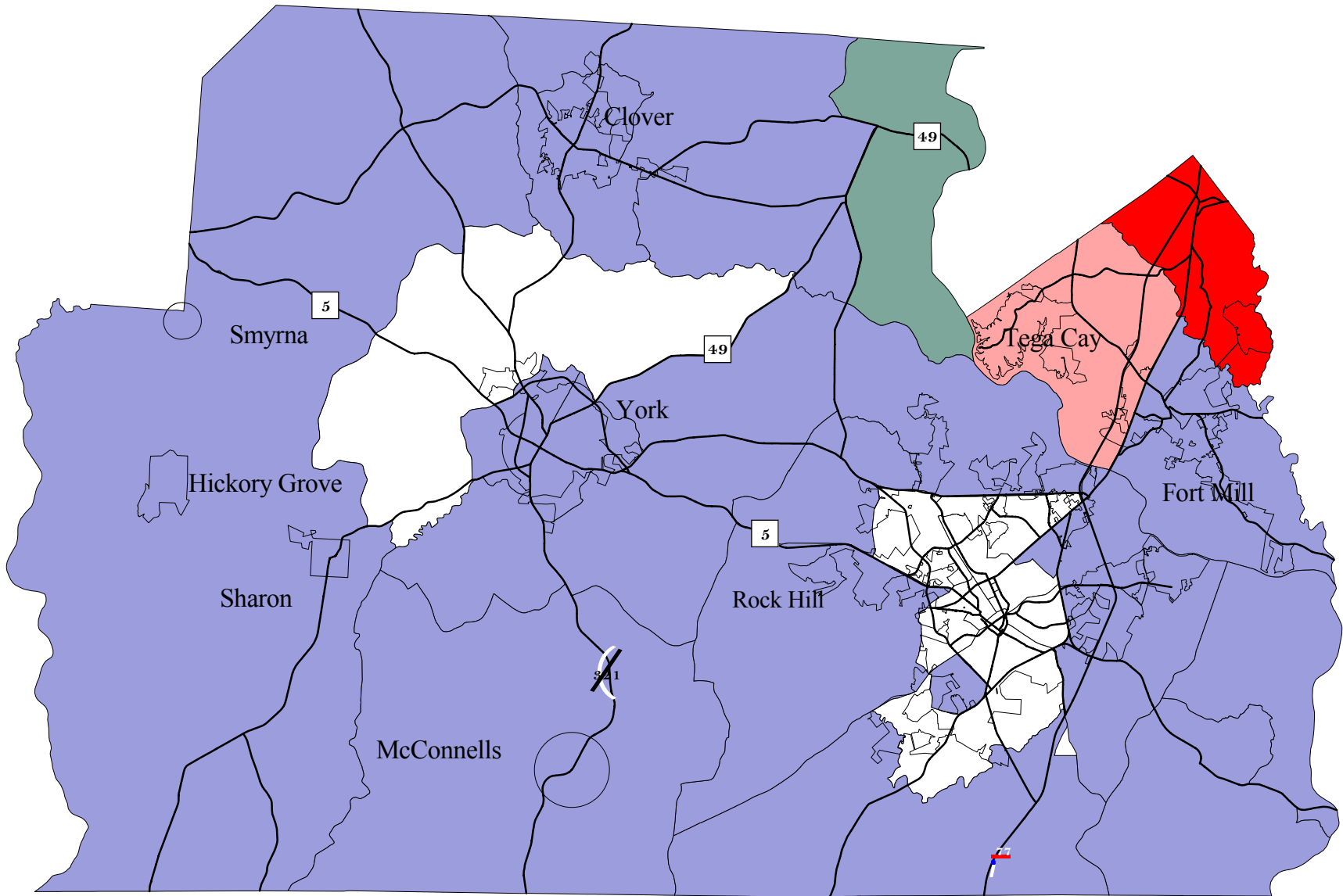
Single Family Permits  
 Number: 15      Value: \$ 4,537,570  
 Commercial Permits  
 Number: 1      Value: \$ 160,000

## York

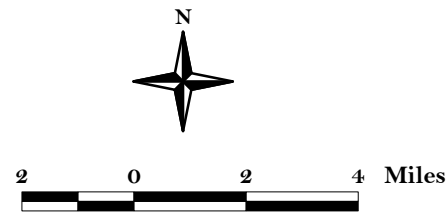

Single Family Permits  
 Number: 1      Value: \$ 211,612  
 Commercial Permits  
 Number: 1      Value: \$ 1,068,833

## Fort Mill

Single Family Permits  
 Number: 40      Value: \$ 14,066,315  
 Commercial Permits  
 Number: 2      Value: \$ 370,000



**York County  
Residential Building Permit  
Activity By Census Tract  
January-March  
2012**



P.O. Box 450  
215 Hampton Street  
Rock Hill, SC 29731  
(803) 327-9041