

# Building Permit Activity in the Catawba Region July-September 2012



PO Box 450  
Rock Hill, SC 29731  
December 2012

## **INTRODUCTION**

The building permit data contained in this report is supplied by local building and planning officials throughout the region. The numbers shown reflect the actual number of permits issued during the third quarter (July-September) of 2012. The value of these permits also is shown. In addition to the permit totals, we have attempted to give local officials some sense of the growth occurring within their areas via the color coded census tract maps that also are included.

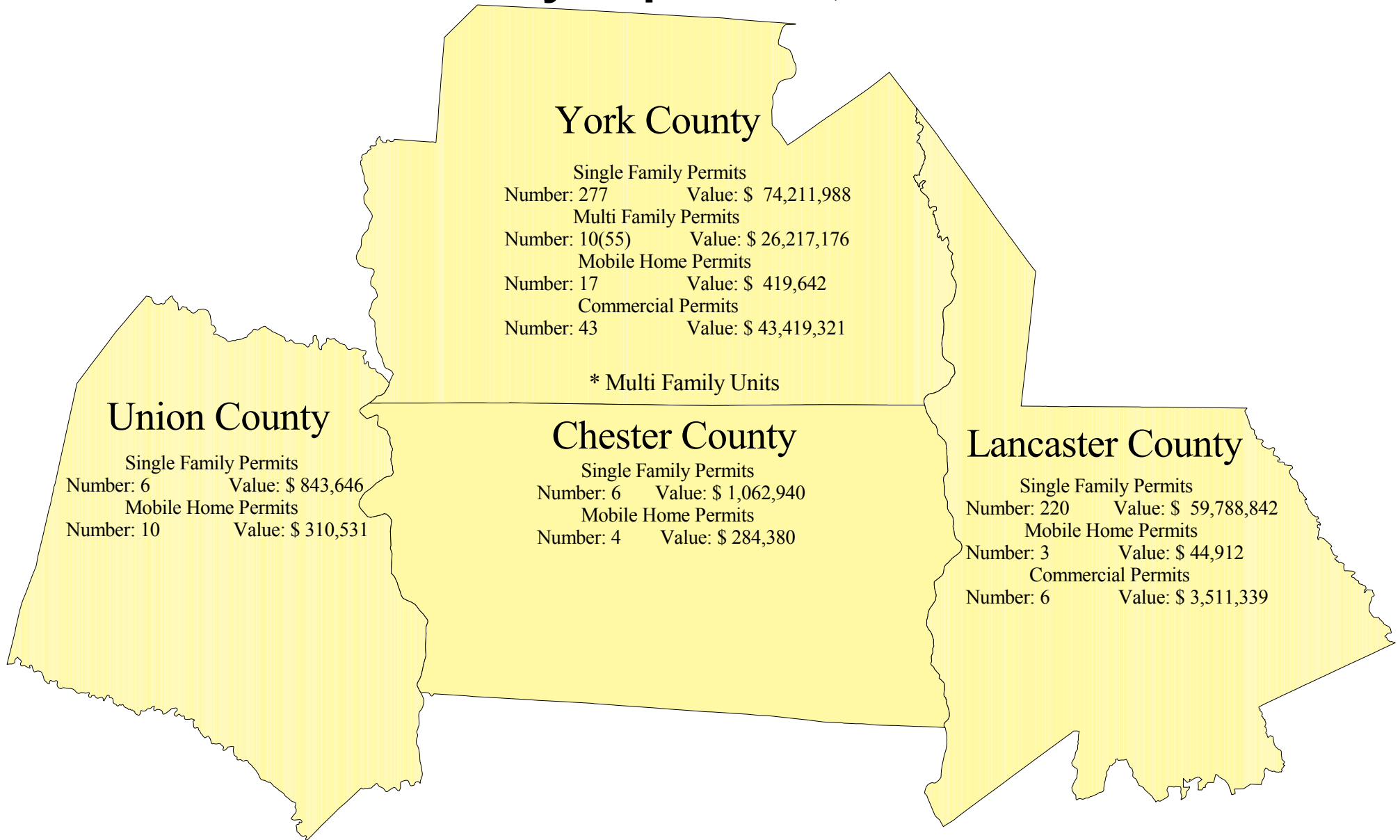
Catawba Regional collects building permit data by county, municipality and census tract for the major residential categories, as well as commercial and industrial. The data we collect is for new construction only with the exception of some industrial permits that represent upgrades to existing facilities. Our computerized database contains permit information from 1996 to the present.

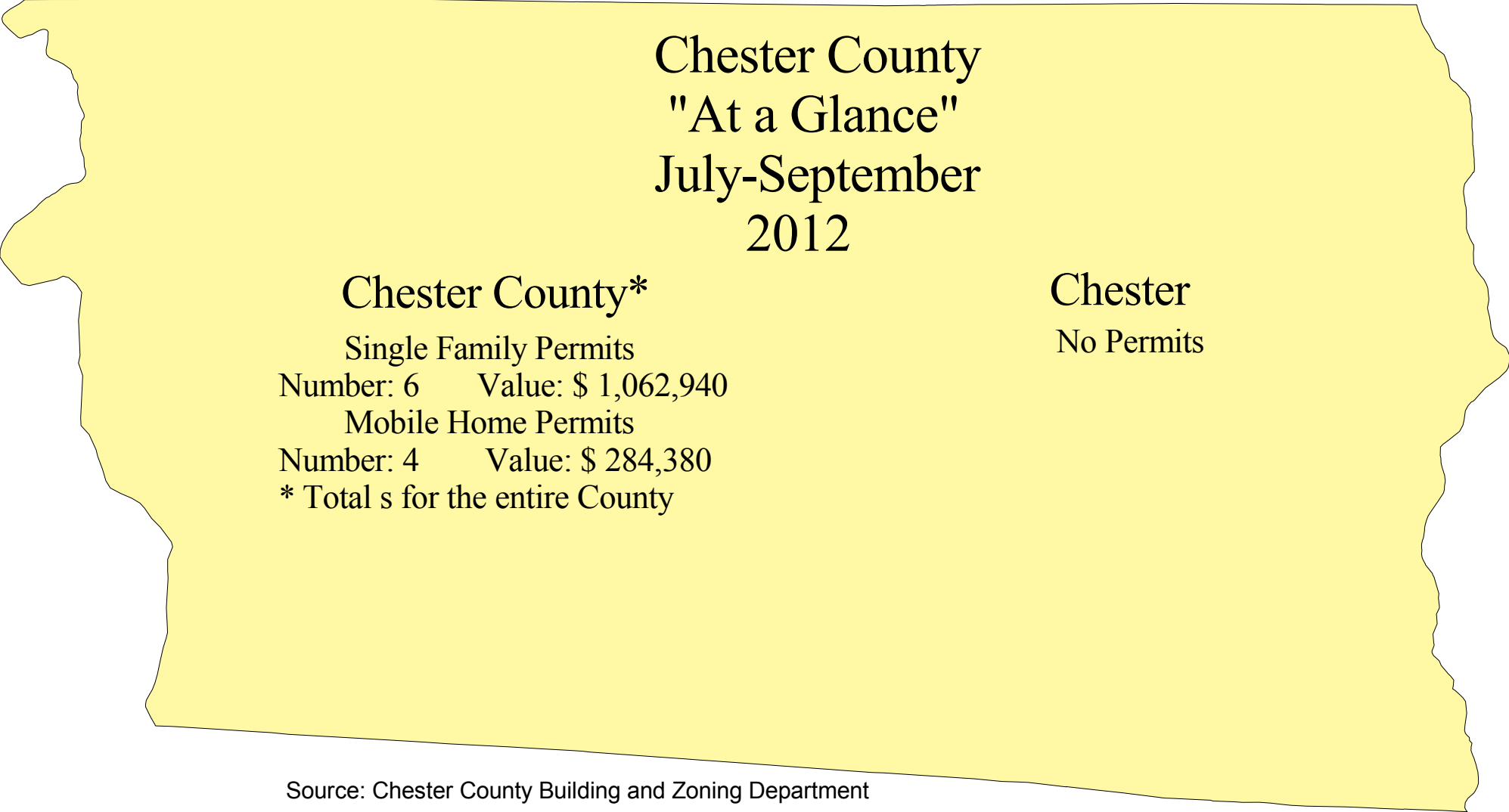
Any questions you may have about the report or our permit database in general can be directed to Mike Vead at (803) 327-9041.

*NOTE: Catawba Regional COG does not insure the accuracy of the data presented in this report. Reasonable efforts have been made to validate the data's accuracy.*

# The Catawba Region "At a Glance"

## July-September, 2012





Chester County  
"At a Glance"  
July-September  
2012

Chester County\*

Single Family Permits

Number: 6    Value: \$ 1,062,940

Mobile Home Permits

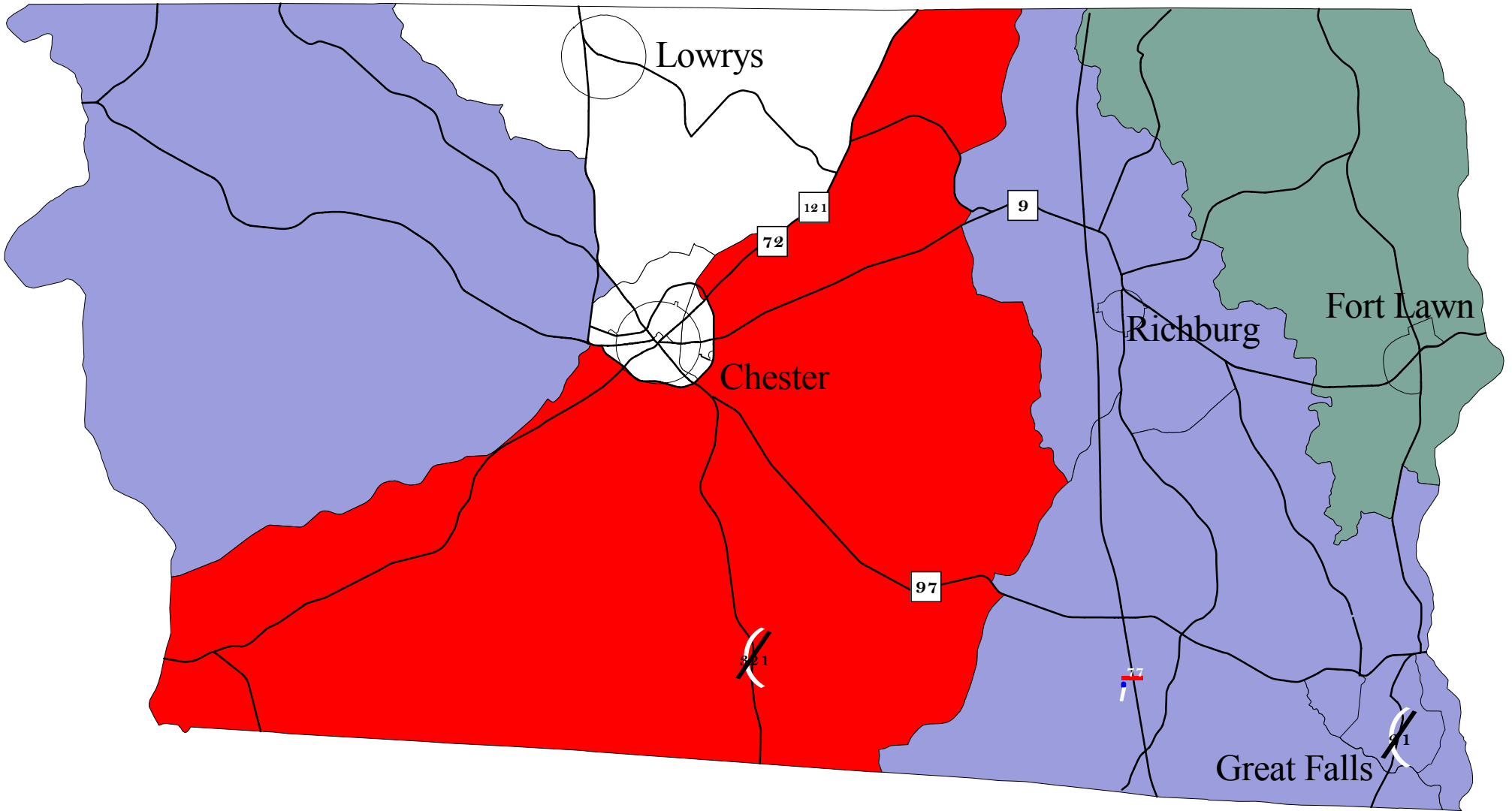
Number: 4    Value: \$ 284,380

\* Total s for the entire County

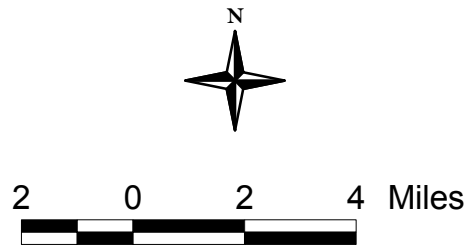
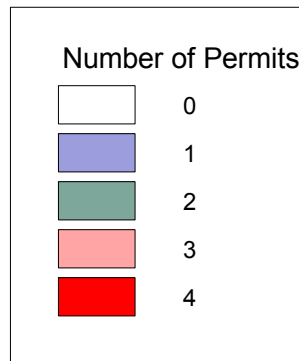
Chester

No Permits

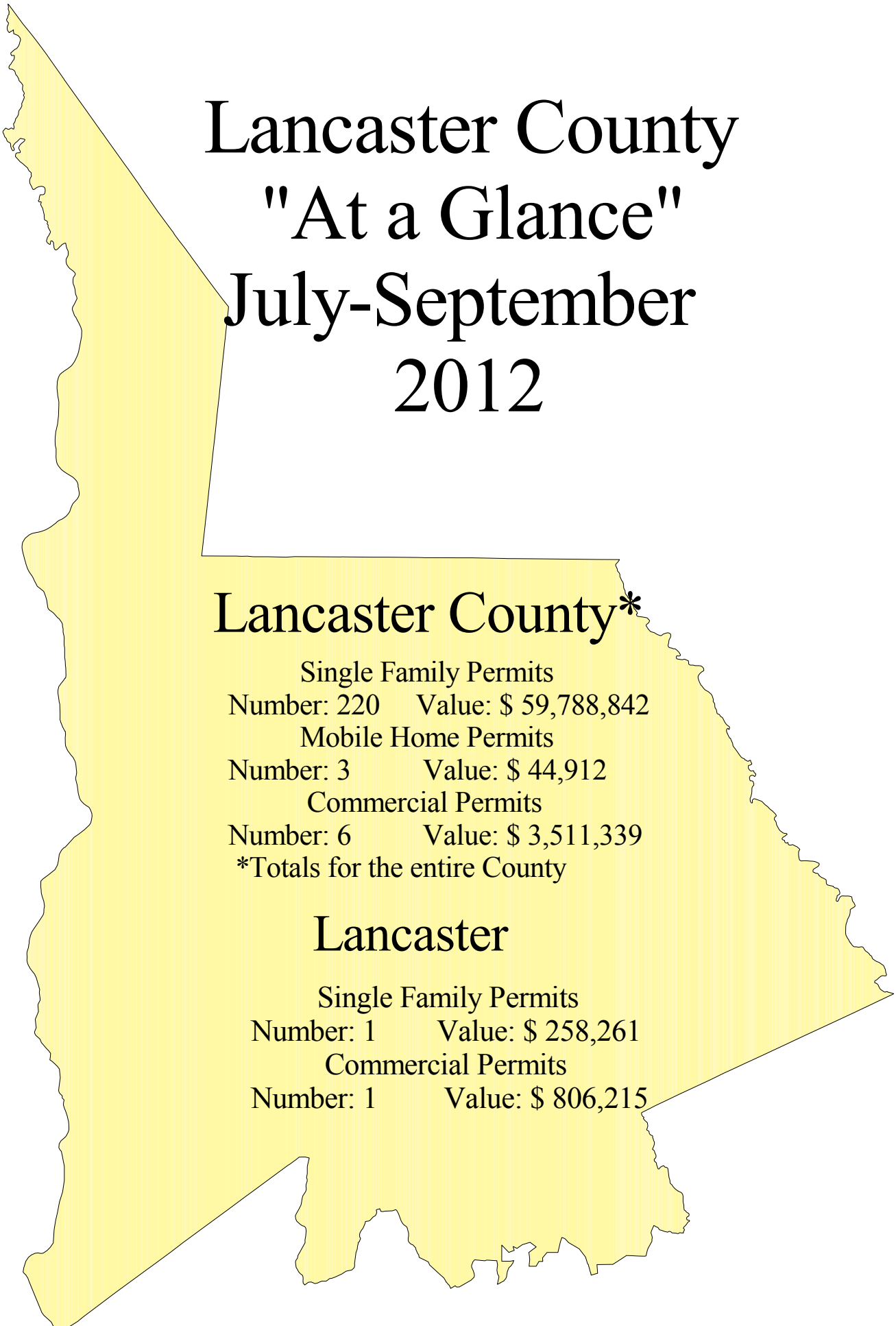
Source: Chester County Building and Zoning Department



**Chester County  
Residential Building Permit  
Activity By Census Tract  
July-September  
2012**



P.O. Box 450  
215 Hampton Street  
Rock Hill, SC 29731  
(803) 327-9041



# Lancaster County "At a Glance" July-September 2012

## Lancaster County\*

### Single Family Permits

Number: 220    Value: \$ 59,788,842

### Mobile Home Permits

Number: 3        Value: \$ 44,912

### Commercial Permits

Number: 6        Value: \$ 3,511,339

\*Totals for the entire County

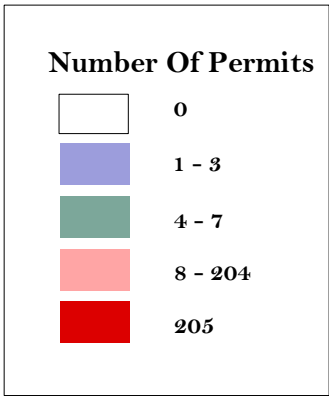
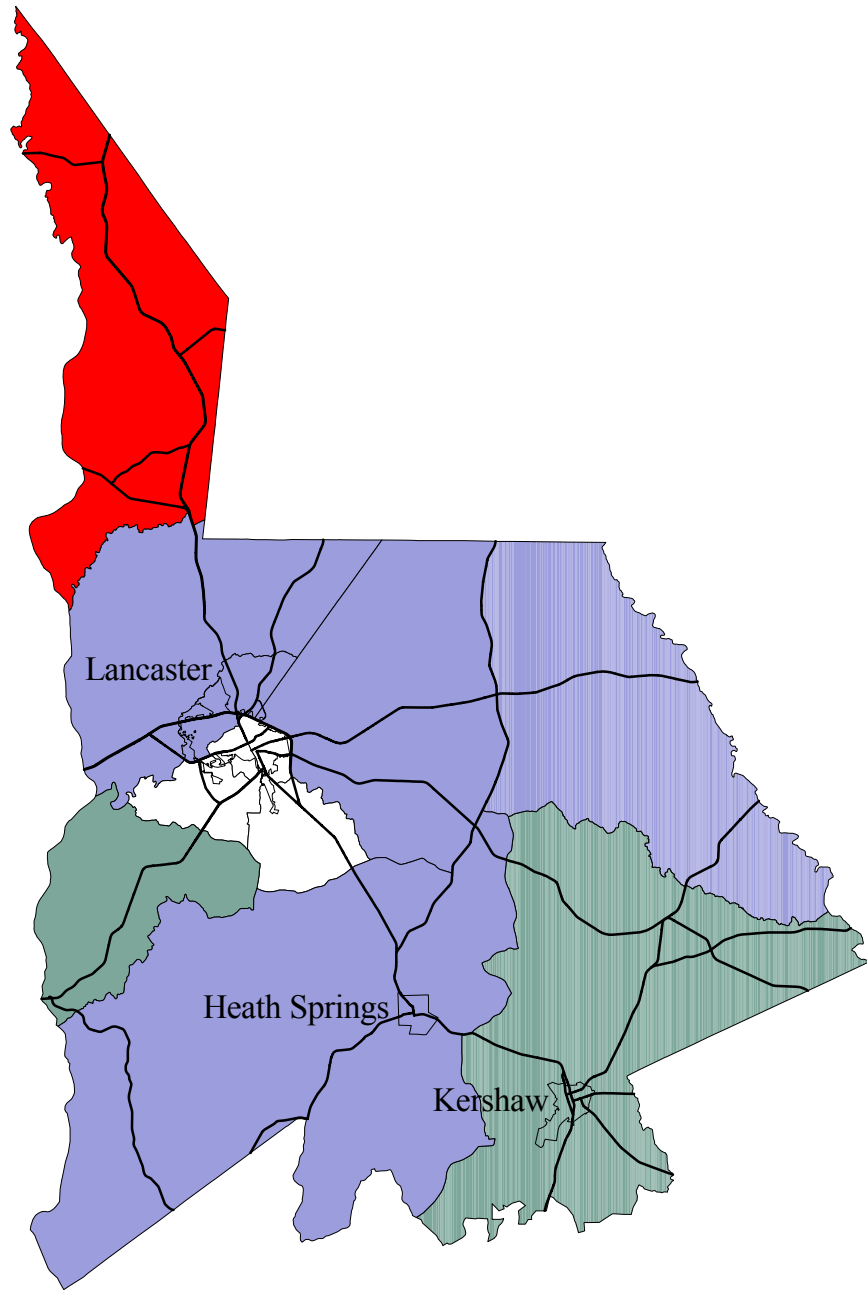
## Lancaster

### Single Family Permits

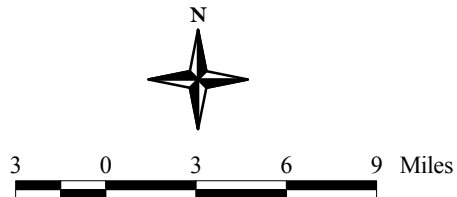
Number: 1        Value: \$ 258,261

### Commercial Permits

Number: 1        Value: \$ 806,215



**Lancaster County  
Residential Building Permit  
Activity By Census Tract  
July-September  
2012**



P.O. Box 450  
215 Hampton Street  
Rock Hill, SC 29731  
(803) 327-9041



# Union County "At a Glance" July-September 2012

## Union County\*

### Single Family Permits

Number: 6                      Value: \$ 843,646

### Mobile Home Permits

Number: 10                    Value: \$ 310,531

\*Totals for the entire County

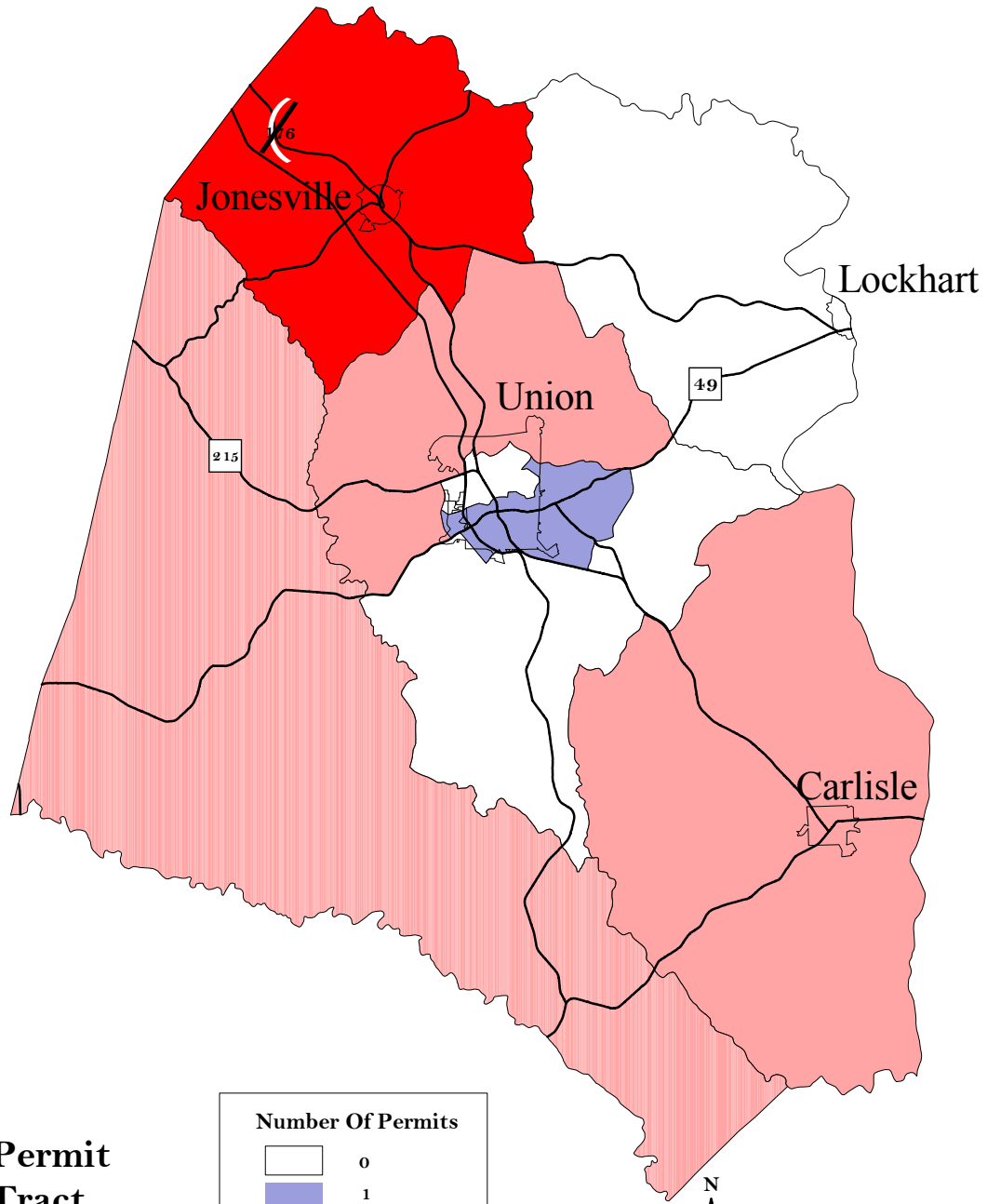
## Union

### Mobile Home Permits

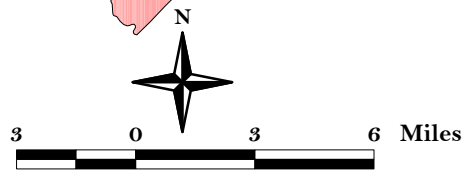

Number: 1                      Value: \$ 9,900

Source: Union County Assessors Office  
City of Union Building and Zoning Department





**Union County  
Residential Building Permit  
Activity By Census Tract  
July-September  
2012**



P.O. Box 450  
215 Hampton Street  
Rock Hill, SC 29731  
(803) 327-9041

Source: York County Building and Codes Department  
 Town of Clover Building Codes Department  
 Town of Fort Mill Building and Codes Department  
 City of Rock Hill Building and Codes Department  
 City of York Planning Department  
 City of Tega Cay Development Services

# York County "At a Glance" July-September 2012

## York County\*

### Clover

Single Family Permits  
 Number: 9      Value: \$ 1,935,000

Single Family Permits  
 Number: 277      Value: \$ 74,211,988  
 Mult Family Permits  
 Number: 10(55)      Value: \$ 26,217,176  
 Mobile Home Permits  
 Number: 17      Value: \$ 419,642  
 Commercial Permits  
 Number: 43      Value: \$ 43,419,321

\*Totals for the entire County

### Rock Hill

Single Family Permits  
 Number: 48      Value: \$ 11,561,177  
 Commercial Permits  
 Number: 4      Value: \$ 7,659,442

### Tega Cay

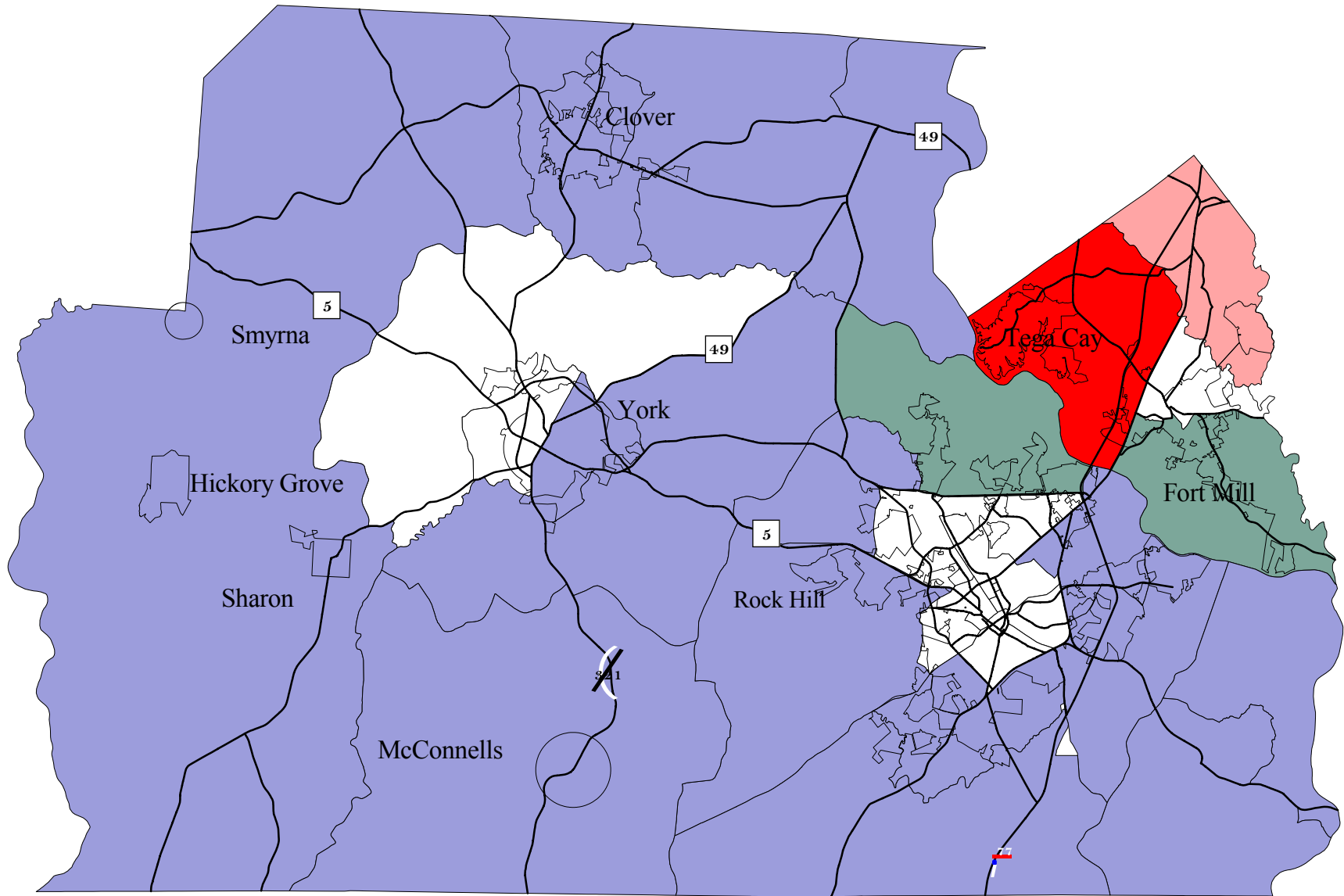
Single Family Permits  
 Number: 18      Value: \$ 6,383,815  
 Commercial Permits  
 Number: 1      Value: \$ 119,000

### York

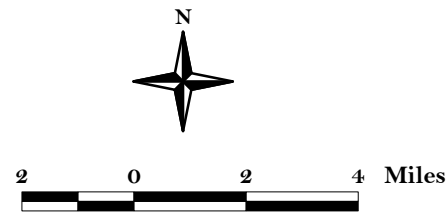

Single Family Permits  
 Number: 3      Value: \$ 508,063  
 Commercial Permits  
 Number: 2      Value: \$ 885,213

### Fort Mill

Single Family Permits  
 Number: 41      Value: \$ 14,194,336



**York County  
Residential Building Permit  
Activity By Census Tract  
July-September  
2012**



P.O. Box 450  
215 Hampton Street  
Rock Hill, SC 29731  
(803) 327-9041