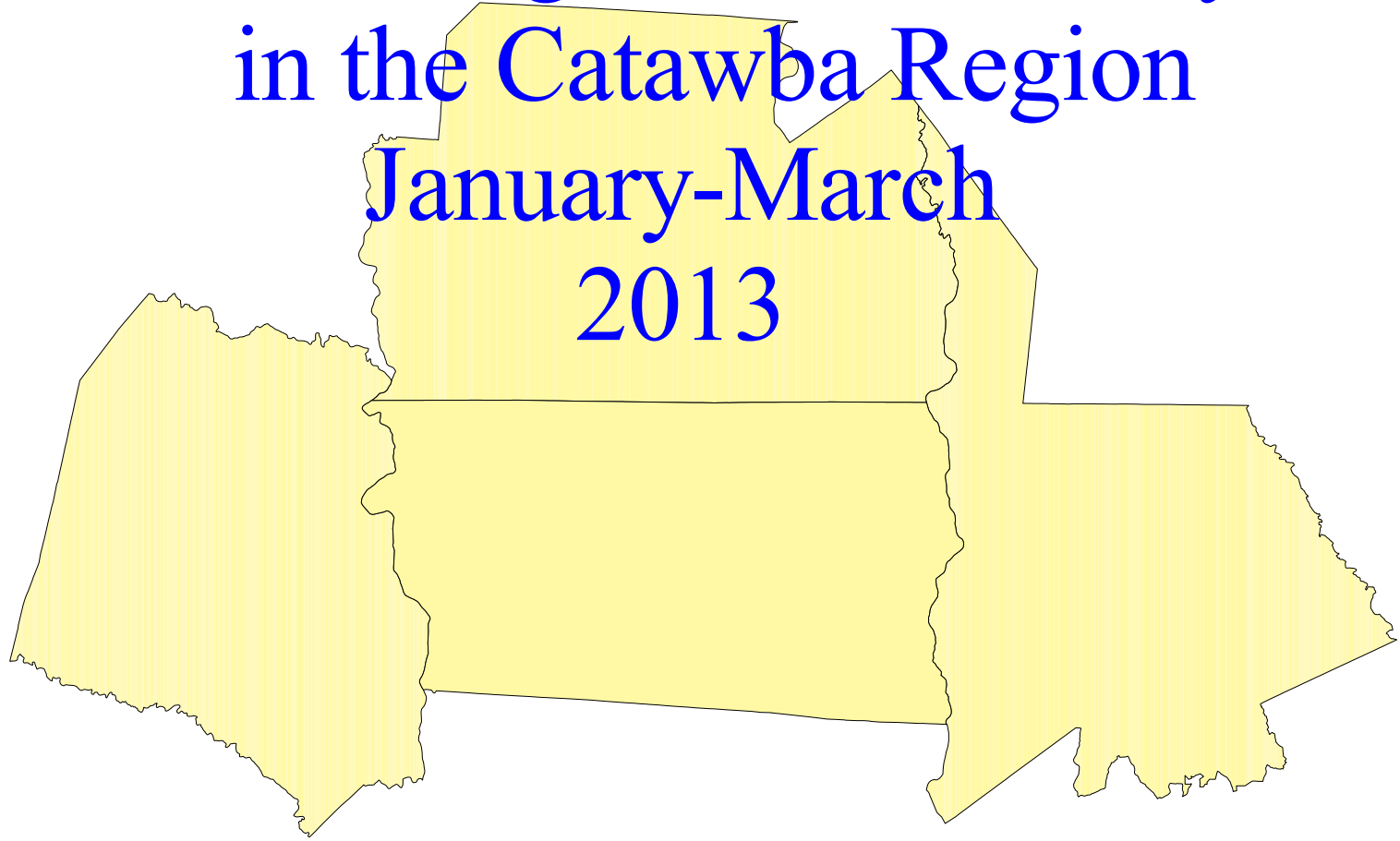


# Building Permit Activity in the Catawba Region January-March 2013



PO Box 450  
Rock Hill, SC 29731  
June 2013

## **INTRODUCTION**

The building permit data contained in this report is supplied by local building and planning officials throughout the region. The numbers shown reflect the actual number of permits issued during the first quarter (January-March) of 2013. The value of these permits also is shown. In addition to the permit totals, we have attempted to give local officials some sense of the growth occurring within their areas via the color coded census tract maps that also are included.

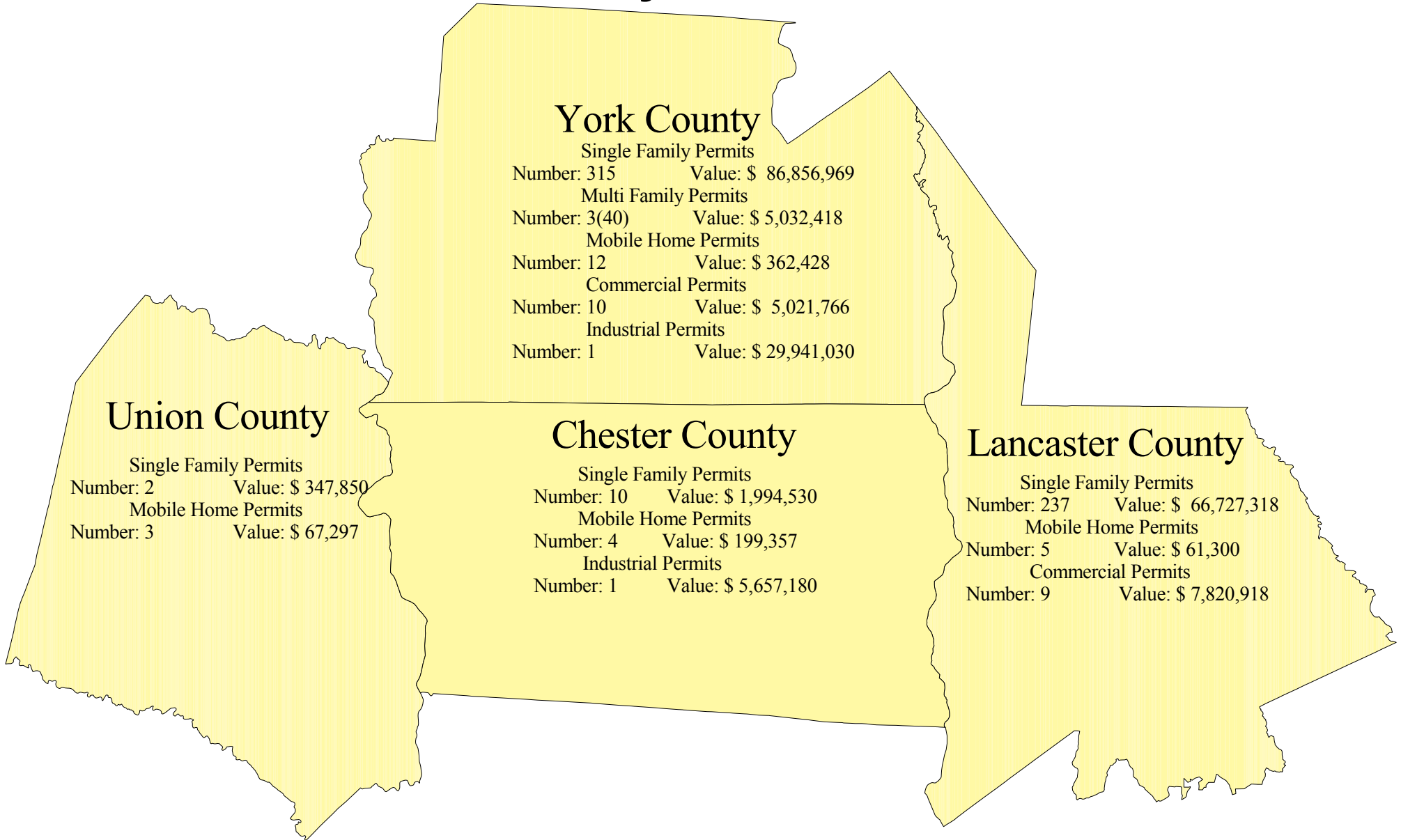
Catawba Regional collects building permit data by county, municipality and census tract for the major residential categories, as well as commercial and industrial. The data we collect is for new construction only with the exception of some industrial permits that represent upgrades to existing facilities. Our computerized database contains permit information from 1996 to the present.

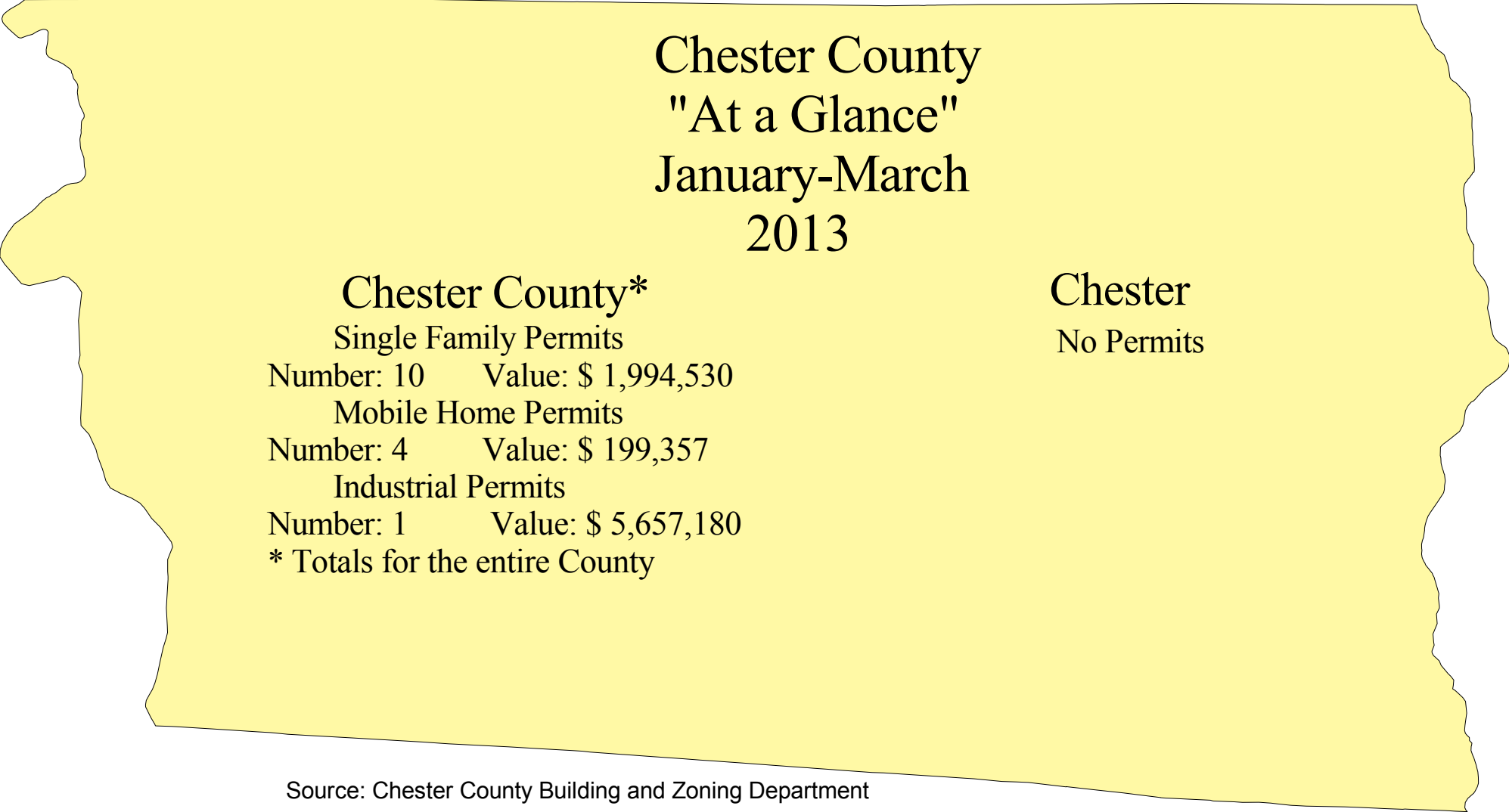
Any questions you may have about the report or our permit database in general can be directed to Mike Vead at (803) 327-9041.

*NOTE: Catawba Regional COG does not insure the accuracy of the data presented in this report. Reasonable efforts have been made to validate the data's accuracy.*

# The Catawba Region "At a Glance"

## January- March, 2013





Chester County  
"At a Glance"  
January-March  
2013

Chester County\*

Single Family Permits

Number: 10      Value: \$ 1,994,530

Mobile Home Permits

Number: 4      Value: \$ 199,357

Industrial Permits

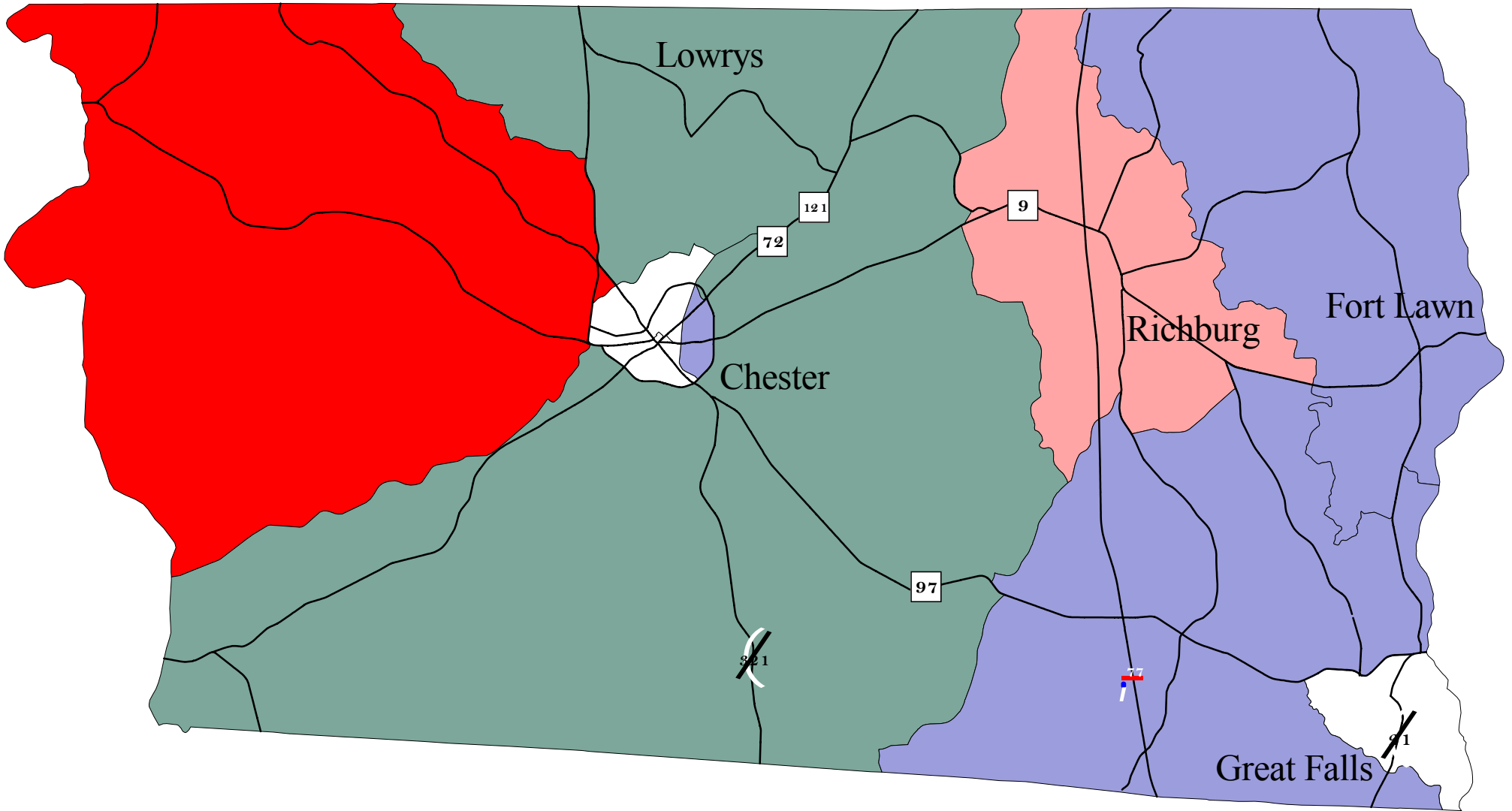
Number: 1      Value: \$ 5,657,180

\* Totals for the entire County

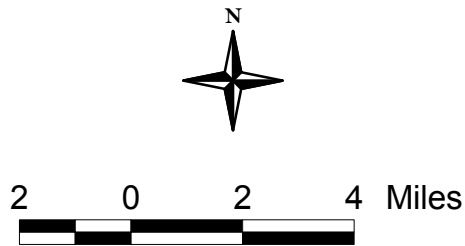
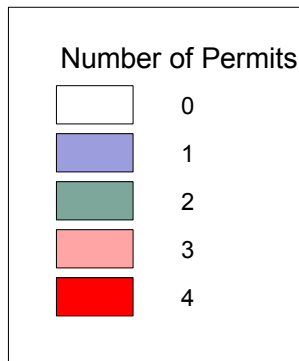
Chester

No Permits

Source: Chester County Building and Zoning Department



**Chester County  
Residential Building Permit  
Activity By Census Tract  
January-March  
2013**



P.O. Box 450  
215 Hampton Street  
Rock Hill, SC 29731  
(803) 327-9041



# Lancaster County "At a Glance" January-March 2013

## Lancaster County\*

### Single Family Permits

Number: 237    Value: \$ 66,727,318

### Mobile Home Permits


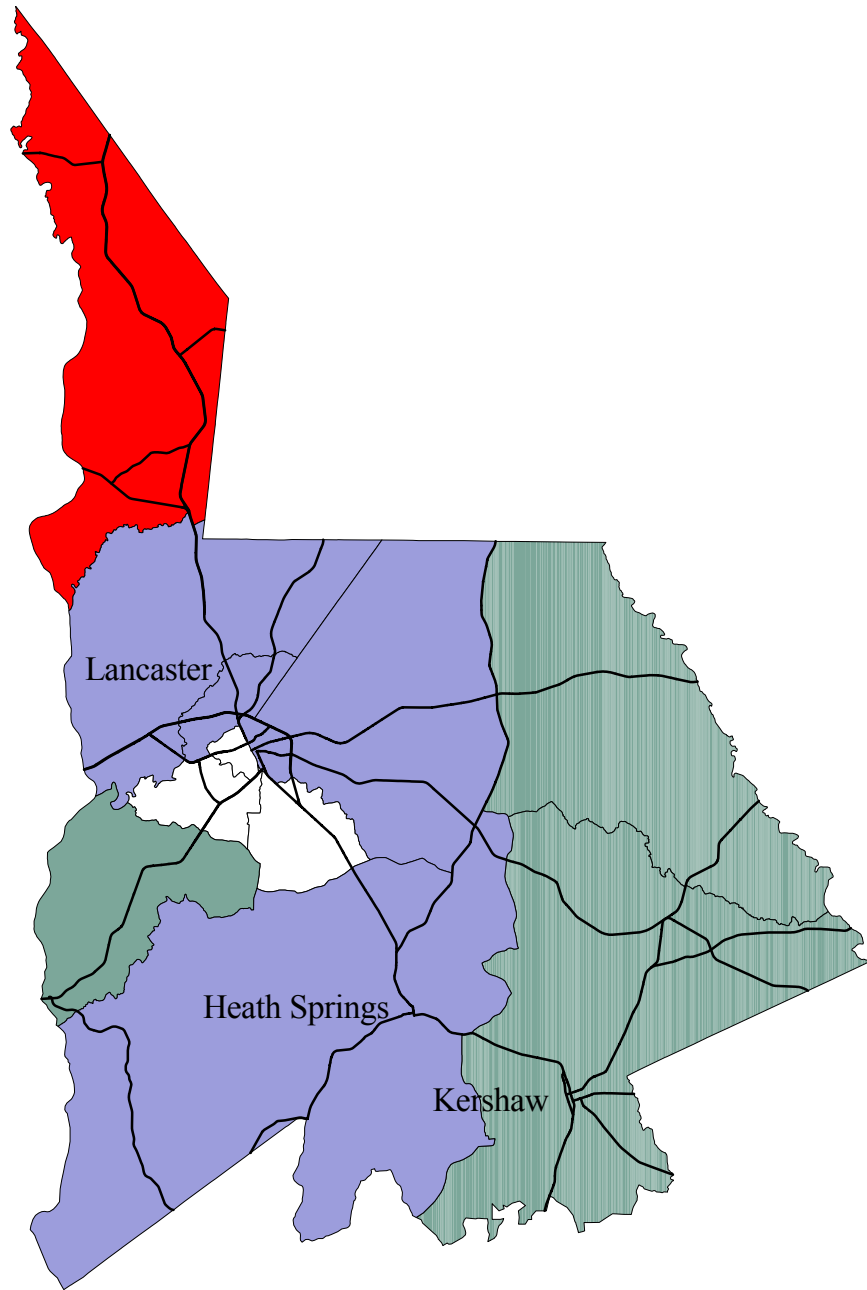
Number: 5        Value: \$ 61,300

### Commercial Permits

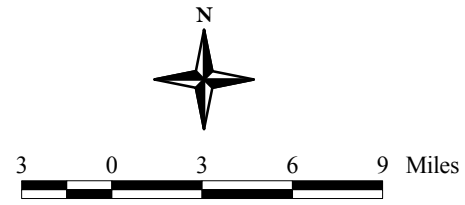
Number: 9        Value: \$ 7,820,918

\*Totals for the entire County

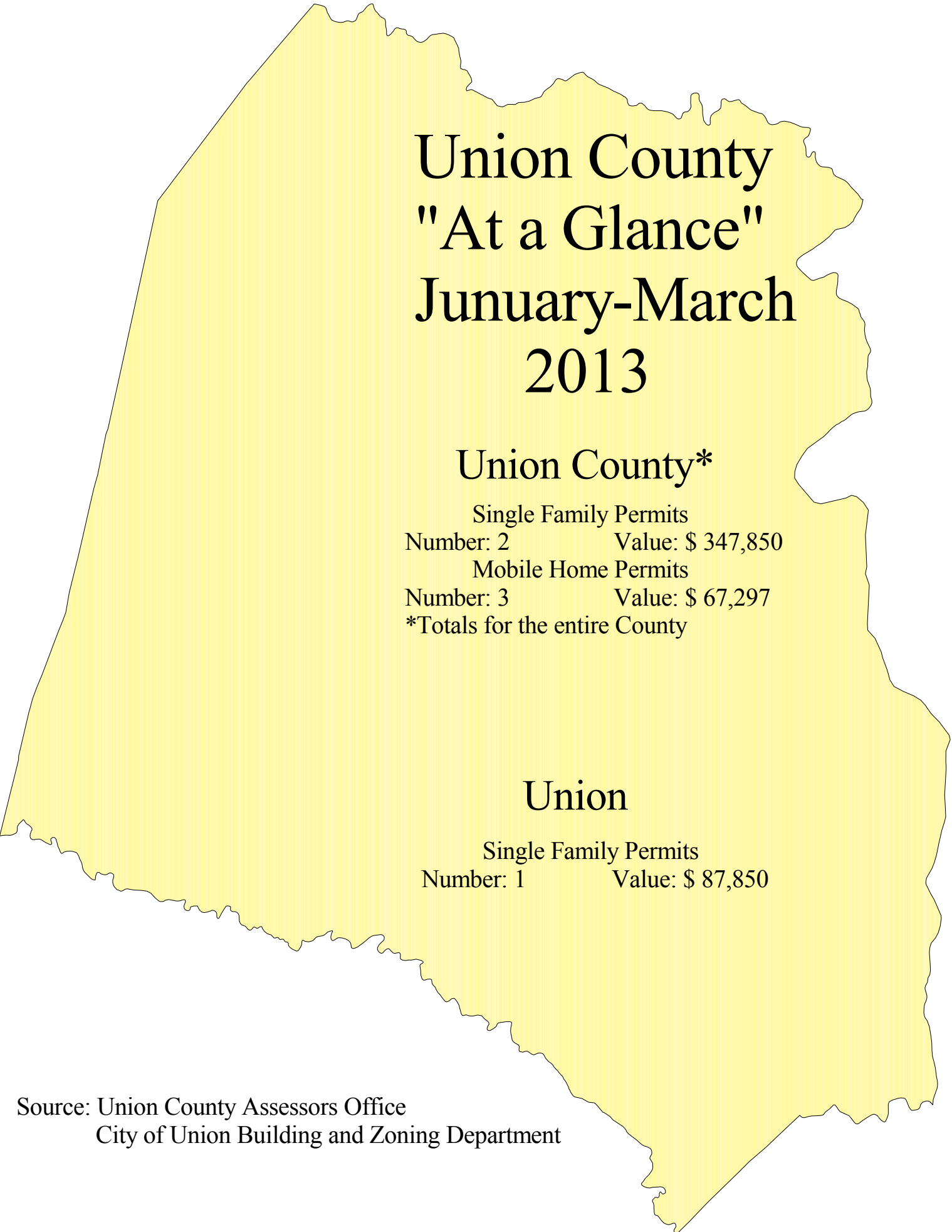
**Lancaster**  
No Permits



**Lancaster County  
Residential Building Permit  
Activity By Census Tract  
January-March  
2013**



P.O. Box 450  
215 Hampton Street  
Rock Hill, SC 29731  
(803) 327-9041



# Union County "At a Glance" January-March 2013

## Union County\*

Single Family Permits  
Number: 2                      Value: \$ 347,850

Mobile Home Permits  
Number: 3                      Value: \$ 67,297

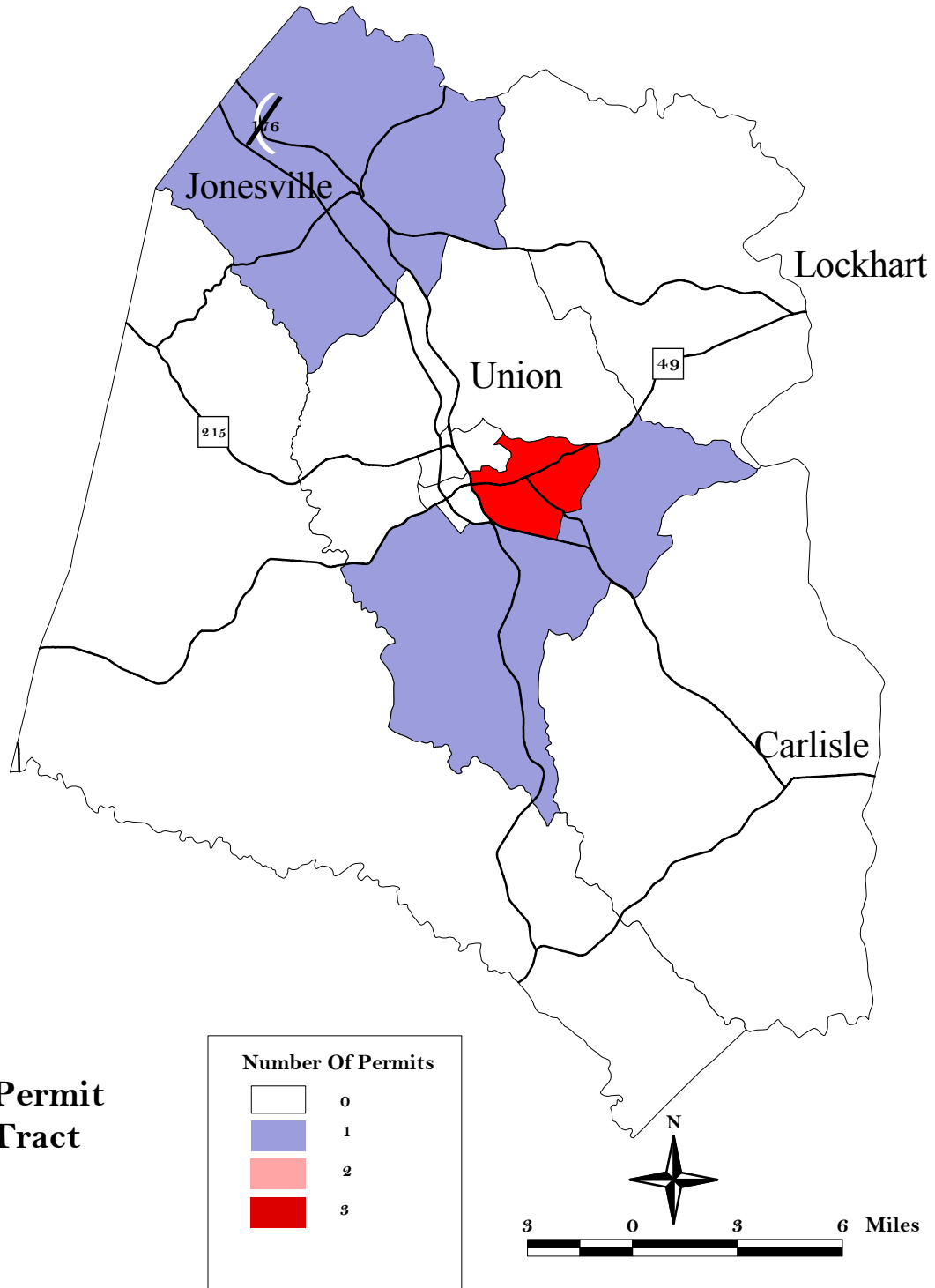
\*Totals for the entire County

## Union

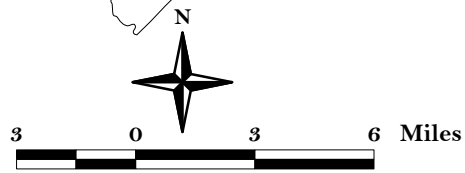

Single Family Permits  
Number: 1                      Value: \$ 87,850

Source: Union County Assessors Office  
City of Union Building and Zoning Department





**Union County  
Residential Building Permit  
Activity By Census Tract  
January-March  
2013**



P.O. Box 450  
215 Hampton Street  
Rock Hill, SC 29731  
(803) 327-9041

Source: York County Building and Codes Department  
 Town of Clover Building Codes Department  
 Town of Fort Mill Building and Codes Department  
 City of Rock Hill Building and Codes Department  
 City of York Planning Department  
 City of Tega Cay Development Services

# York County "At a Glance" January-March 2013

## York County\*

### Clover

Single Family Permits  
 Number: 10      Value: \$ 2,422,526  
 Commercial Permits  
 Number: 1      Value: \$ 185,000

Single Family Permits  
 Number: 315      Value: \$ 86,856,969  
 Multi Family Permits  
 Number: 3(40)      Value: \$ 5,032,418  
 Mobile Home Permits  
 Number: 12      Value: \$ 362,428  
 Commercial Permits  
 Number: 10      Value: \$ 5,021,766  
 Industrial Permits  
 Number: 1      Value: \$ 29,941,030

\*Totals for the entire County

### Tega Cay

Single Family Permits  
 Number: 19      Value: \$ 6,792,555  
 Commercial Permits  
 Number: 1      Value: \$ 65,000

Single Family Permits  
 Number: 1      Value: \$ 112,090

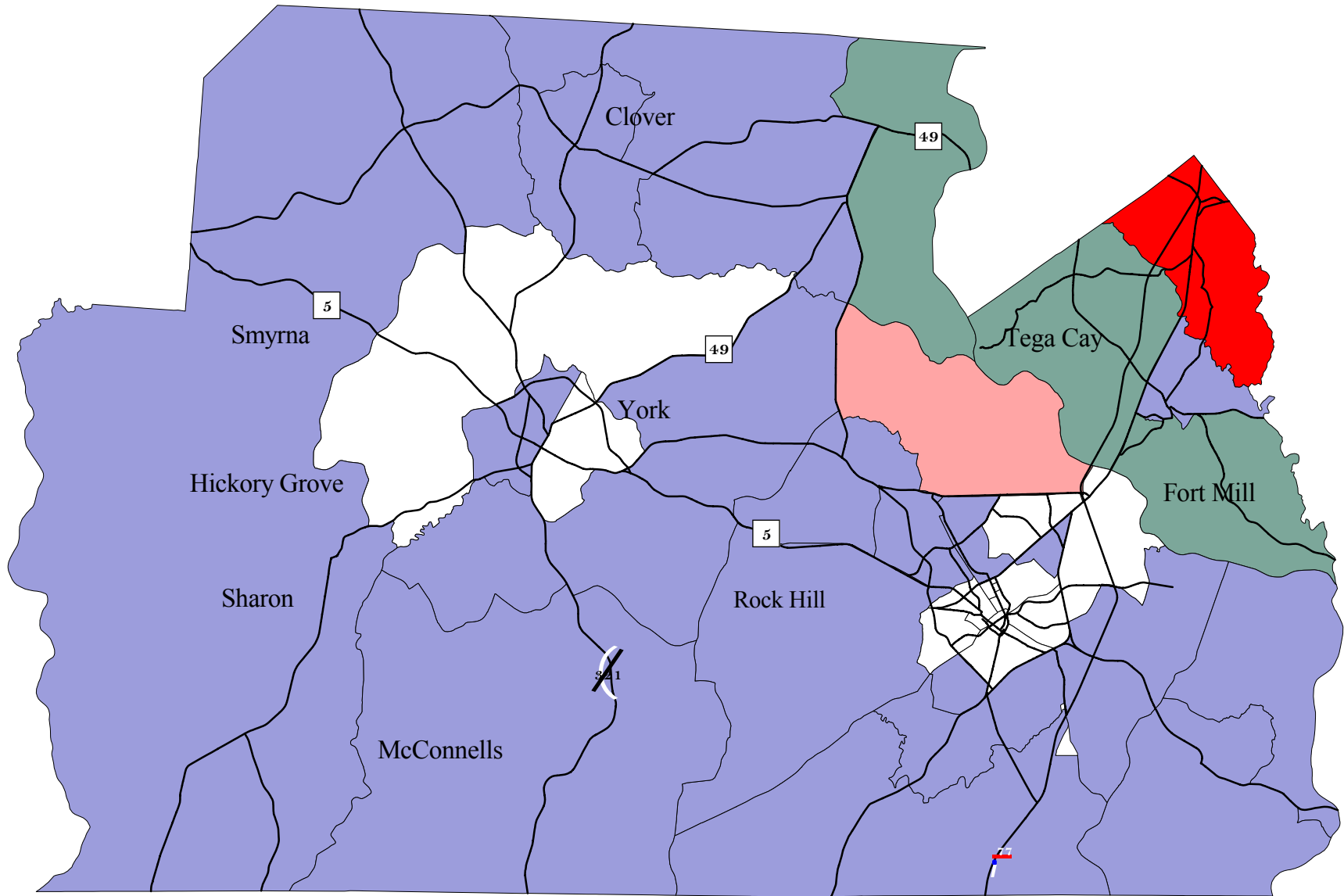
### Rock Hill

Single Family Permits  
 Number: 45      Value: \$ 10,732,786  
 Multi Family Permits  
 Number: 3(40)      Value: \$ 5,032,418  
 Commercial Permits  
 Number: 4      Value: \$ 3,294,438

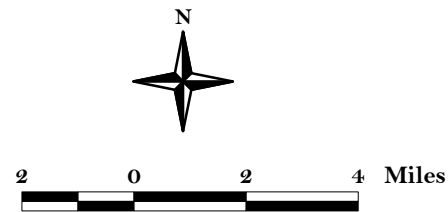
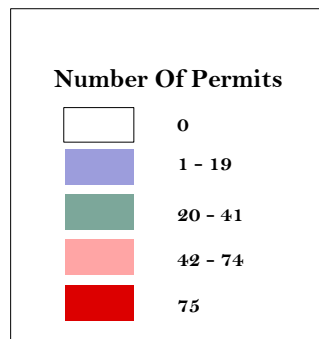
### Fort Mill

Single Family Permits  
 Number: 65      Value: \$ 25,501,654  
 Commercial Permits  
 Number: 3      Value: \$ 1,135,728

### York



**York County  
Residential Building Permit  
Activity By Census Tract  
January- March  
2013**



P.O. Box 450  
215 Hampton Street  
Rock Hill, SC 29731  
(803) 327-9041