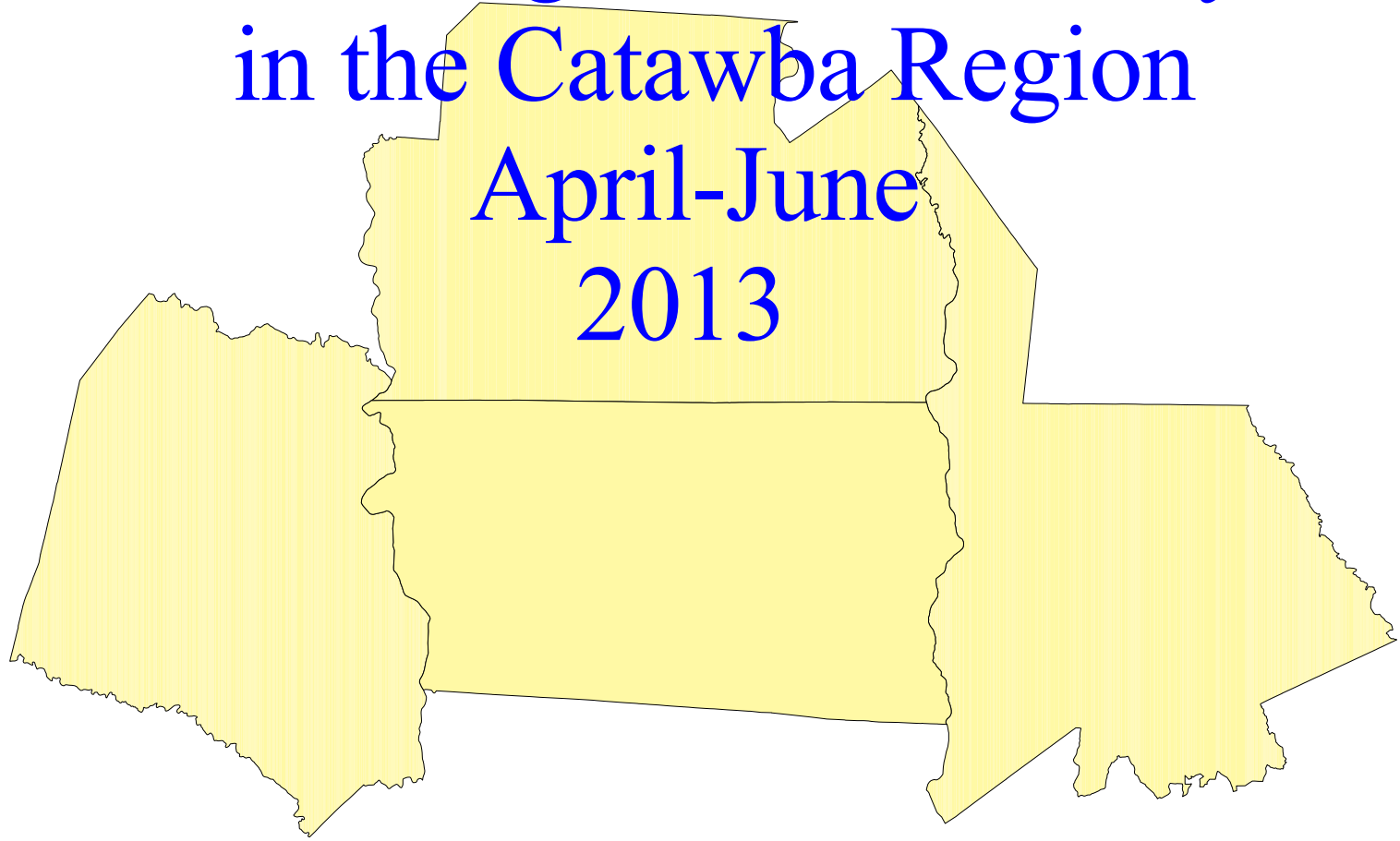


# Building Permit Activity in the Catawba Region

## April-June 2013



PO Box 450  
Rock Hill, SC 29731  
August 2013

## **INTRODUCTION**

The building permit data contained in this report is supplied by local building and planning officials throughout the region. The numbers shown reflect the actual number of permits issued during the second quarter (April-June) of 2013. The value of these permits also is shown. In addition to the permit totals, we have attempted to give local officials some sense of the growth occurring within their areas via the color coded census tract maps that also are included.

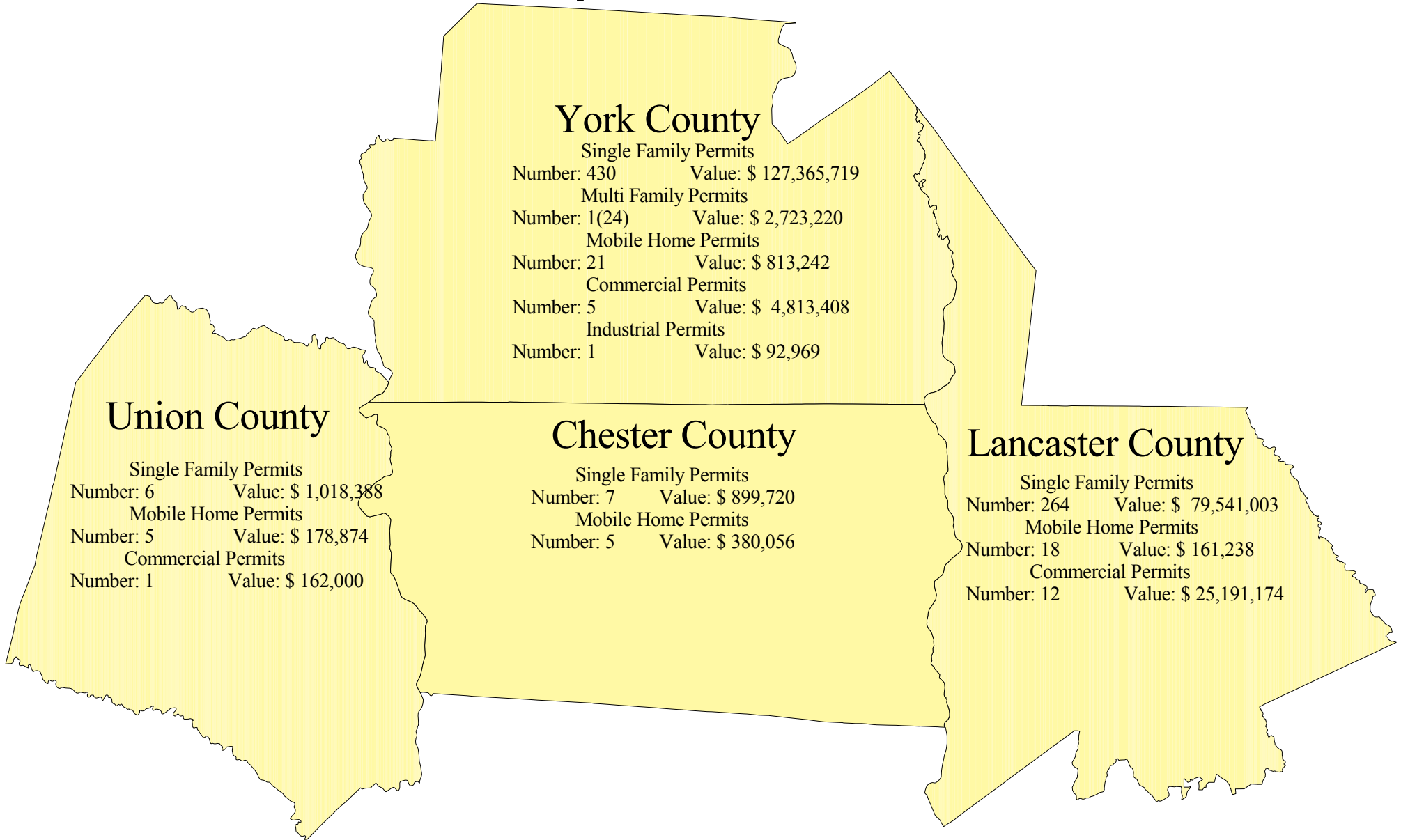
Catawba Regional collects building permit data by county, municipality and census tract for the major residential categories, as well as commercial and industrial. The data we collect is for new construction only with the exception of some industrial permits that represent upgrades to existing facilities. Our computerized database contains permit information from 1996 to the present.

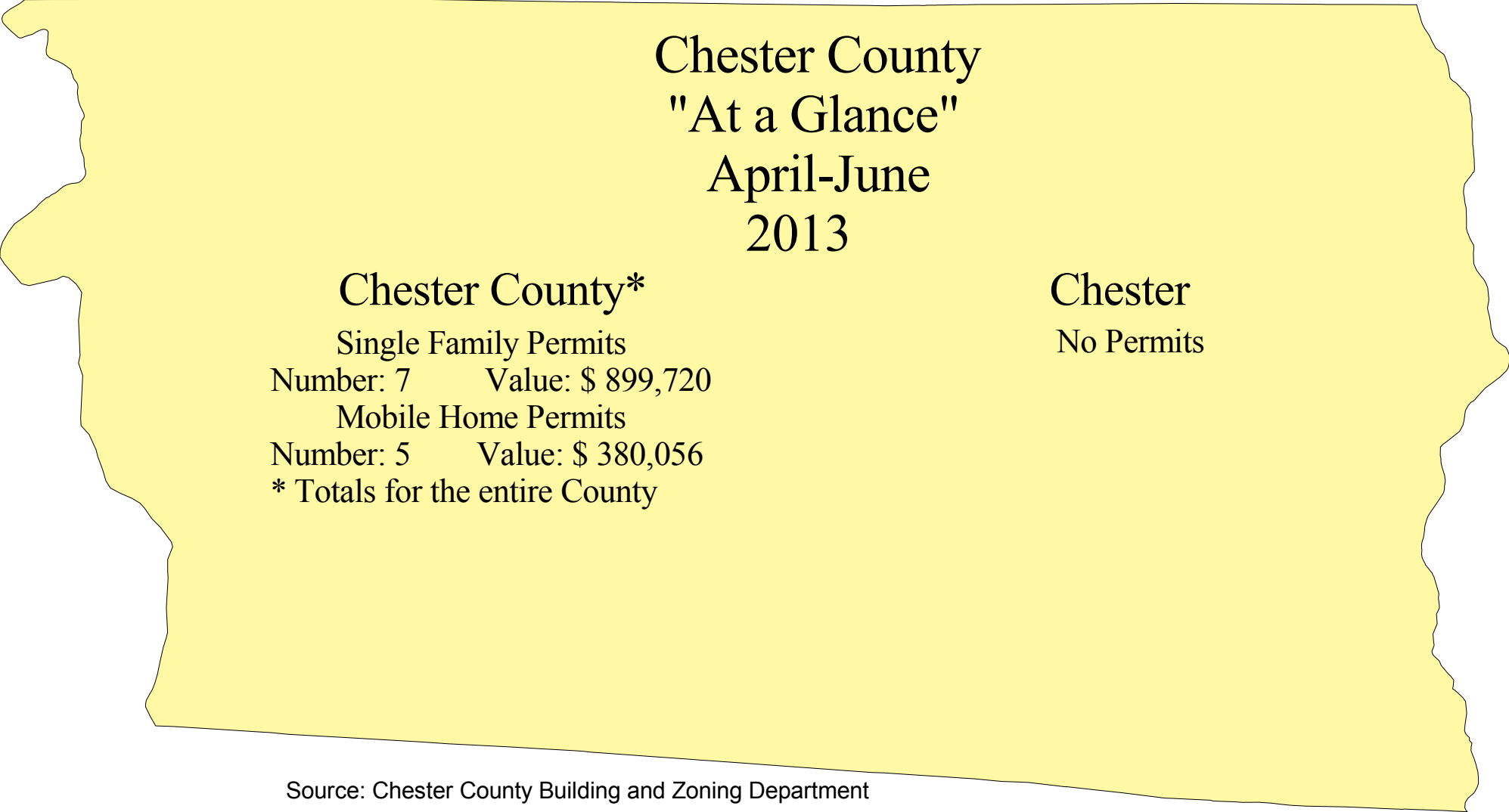
Any questions you may have about the report or our permit database in general can be directed to Mike Vead at (803) 327-9041.

*NOTE: Catawba Regional COG does not insure the accuracy of the data presented in this report. Reasonable efforts have been made to validate the data's accuracy.*

# The Catawba Region "At a Glance"

## April-June, 2013





Chester County  
"At a Glance"  
April-June  
2013

Chester County\*

Single Family Permits

Number: 7      Value: \$ 899,720

Mobile Home Permits

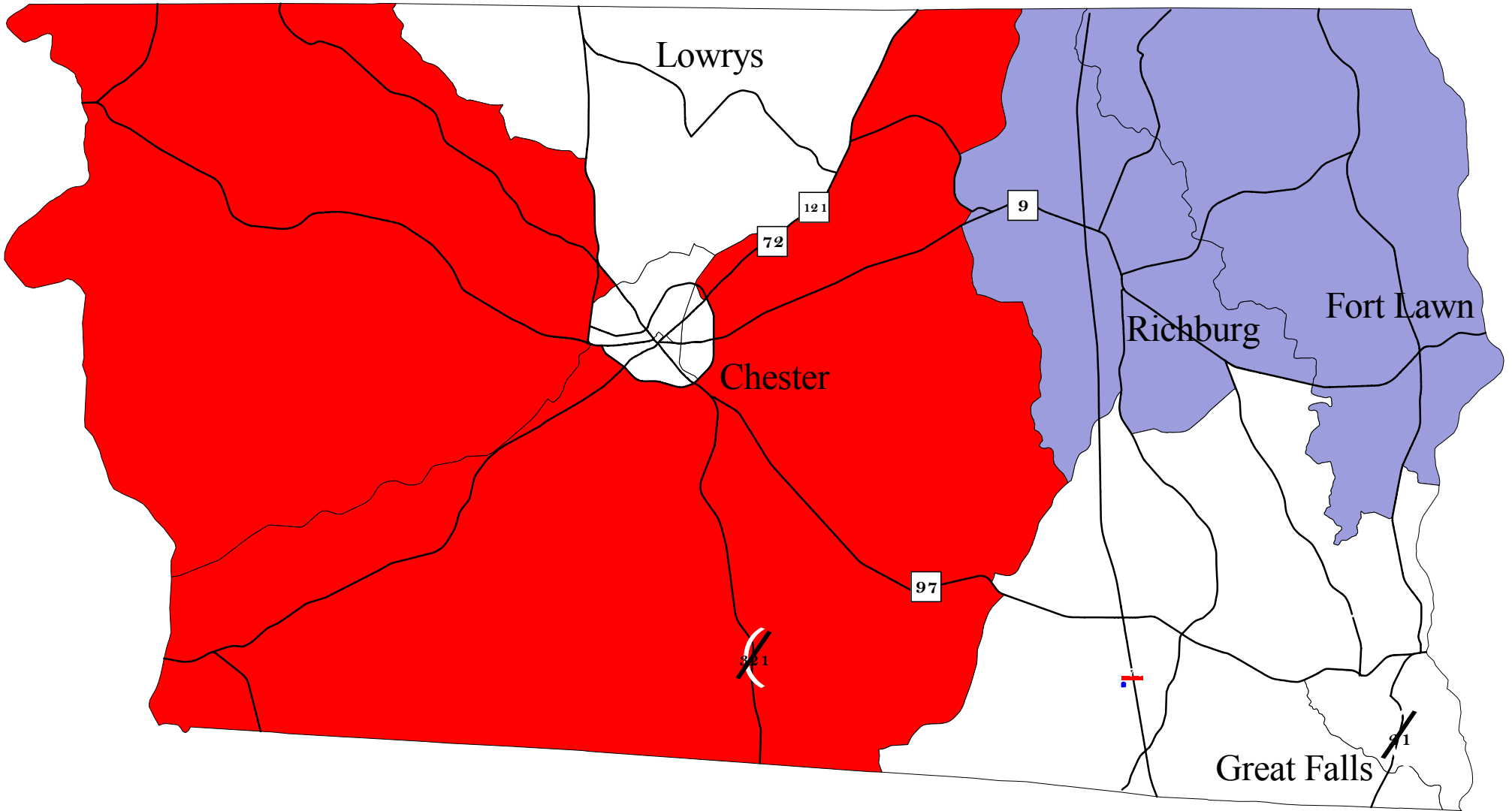
Number: 5      Value: \$ 380,056

\* Totals for the entire County

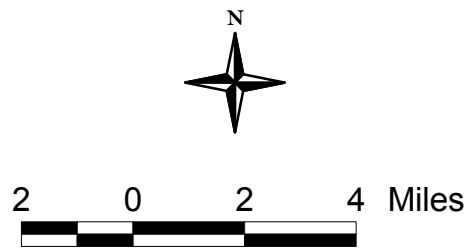
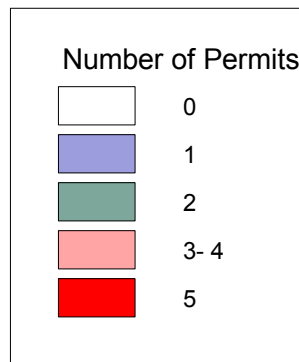
Chester

No Permits

Source: Chester County Building and Zoning Department



**Chester County  
Residential Building Permit  
Activity By Census Tract  
April-June  
2013**



P.O. Box 450  
215 Hampton Street  
Rock Hill, SC 29731  
(803) 327-9041



# Lancaster County

## "At a Glance"

### April-June 2013

## Lancaster County\*

### Single Family Permits

Number: 264    Value: \$ 79,541,003

### Mobile Home Permits

Number: 18    Value: \$ 161,238

### Commercial Permits


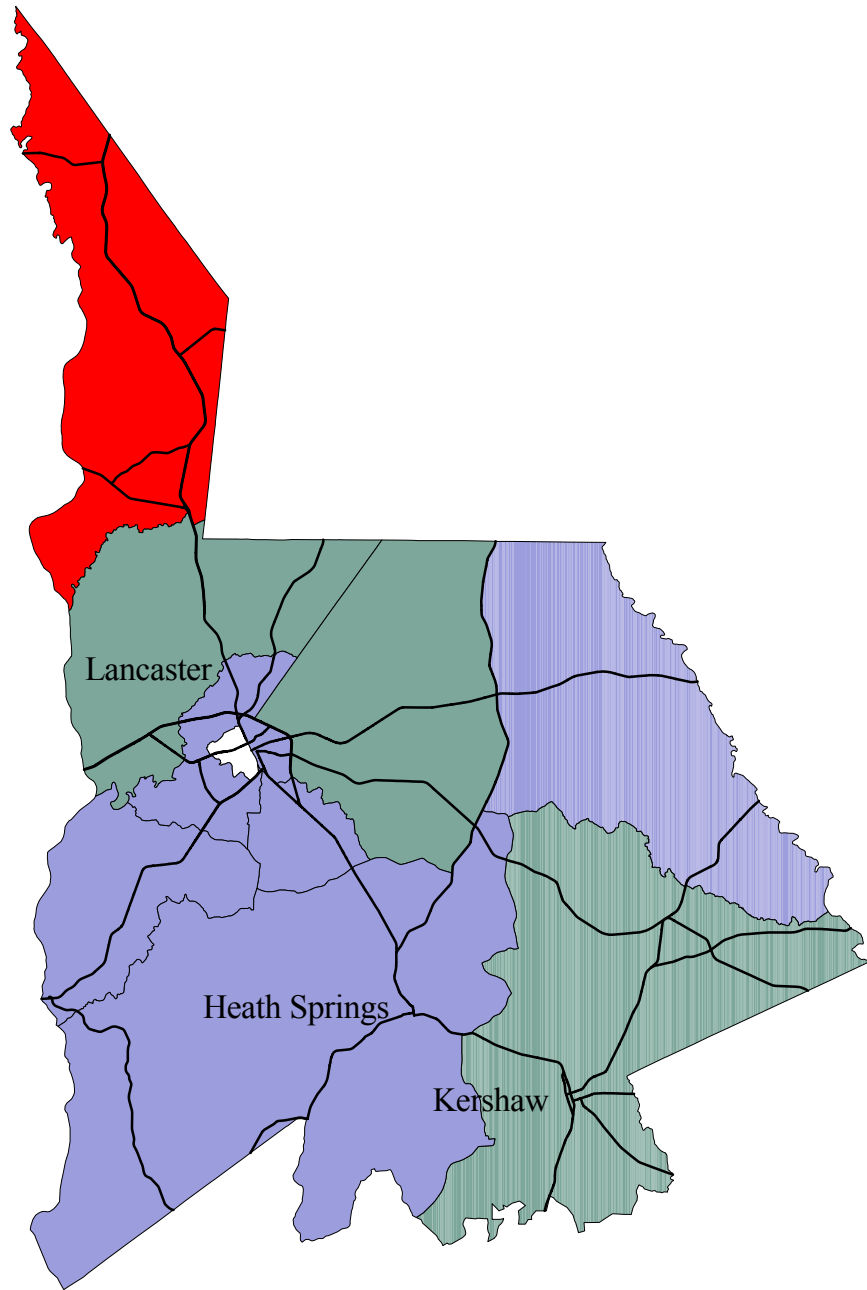
Number: 12    Value: \$ 25,191,174

\*Totals for the entire County

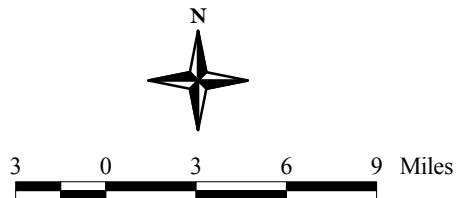
## Lancaster

### Single Family Permits

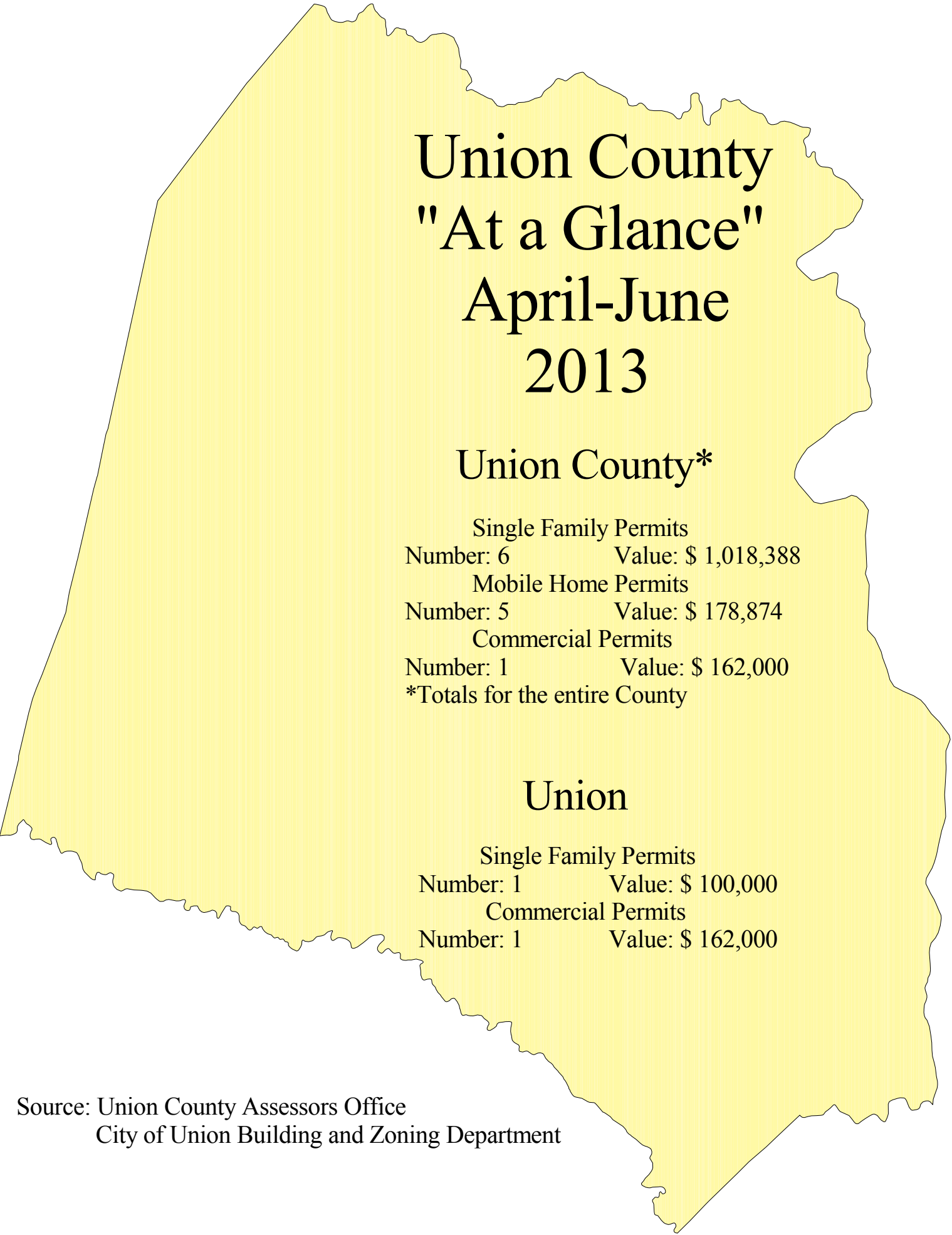
Number: 2    Value: \$ 699,619



**Lancaster County  
Residential Building Permit  
Activity By Census Tract  
April-June  
2013**



P.O. Box 450  
215 Hampton Street  
Rock Hill, SC 29731  
(803) 327-9041



# Union County "At a Glance" April-June 2013

## Union County\*

Single Family Permits  
Number: 6                      Value: \$ 1,018,388

Mobile Home Permits  
Number: 5                      Value: \$ 178,874

Commercial Permits  
Number: 1                      Value: \$ 162,000

\*Totals for the entire County

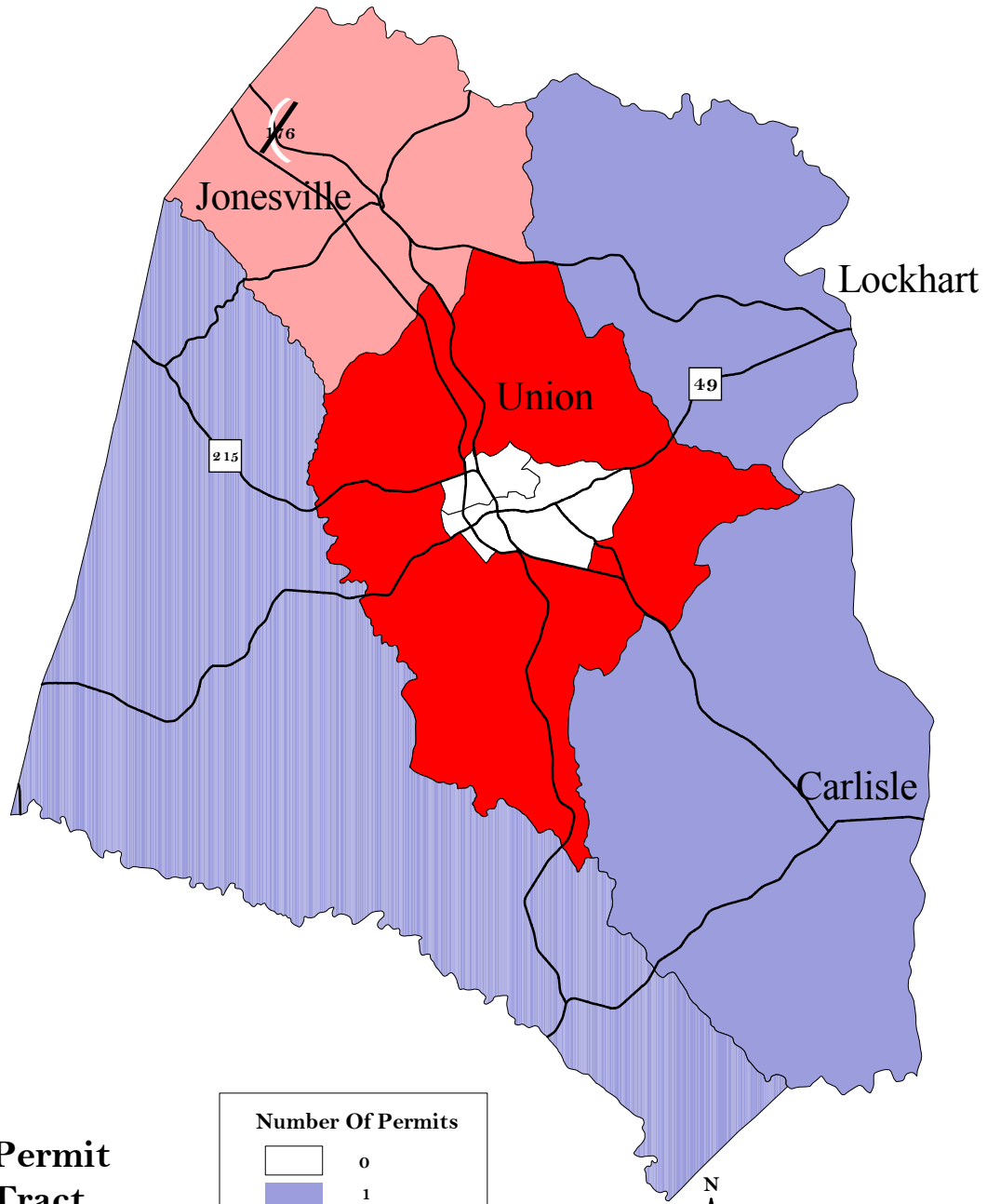
## Union

Single Family Permits  
Number: 1                      Value: \$ 100,000

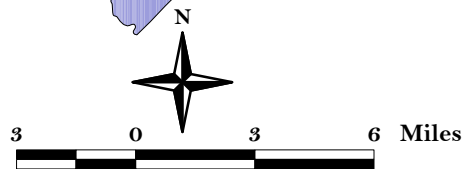

Commercial Permits  
Number: 1                      Value: \$ 162,000

Source: Union County Assessors Office  
City of Union Building and Zoning Department





**Union County  
Residential Building Permit  
Activity By Census Tract  
April-June  
2013**



P.O. Box 450  
215 Hampton Street  
Rock Hill, SC 29731  
(803) 327-9041

Source: York County Building and Codes Department  
Town of Clover Building Codes Department  
Town of Fort Mill Building and Codes Department  
City of Rock Hill Building and Codes Department  
City of York Planning Department  
City of Tega Cay Development Services

# York County "At a Glance" April-June 2013

## Clover

Single Family Permits  
Number: 12      Value: \$ 2,758,000

## Tega Cay

Single Family Permits  
Number: 27      Value: \$ 10,784,785

## York County\*

Single Family Permits  
Number: 430      Value: \$ 127,365,719  
Multi Family Permits  
Number: 1(24)      Value: \$ 2,723,220  
Mobile Home Permits  
Number: 21      Value: \$ 813,242  
Commercial Permits  
Number: 5      Value: \$ 4,813,408  
Industrial Permits  
Number: 1      Value: \$ 92,969

\*Totals for the entire County

## York

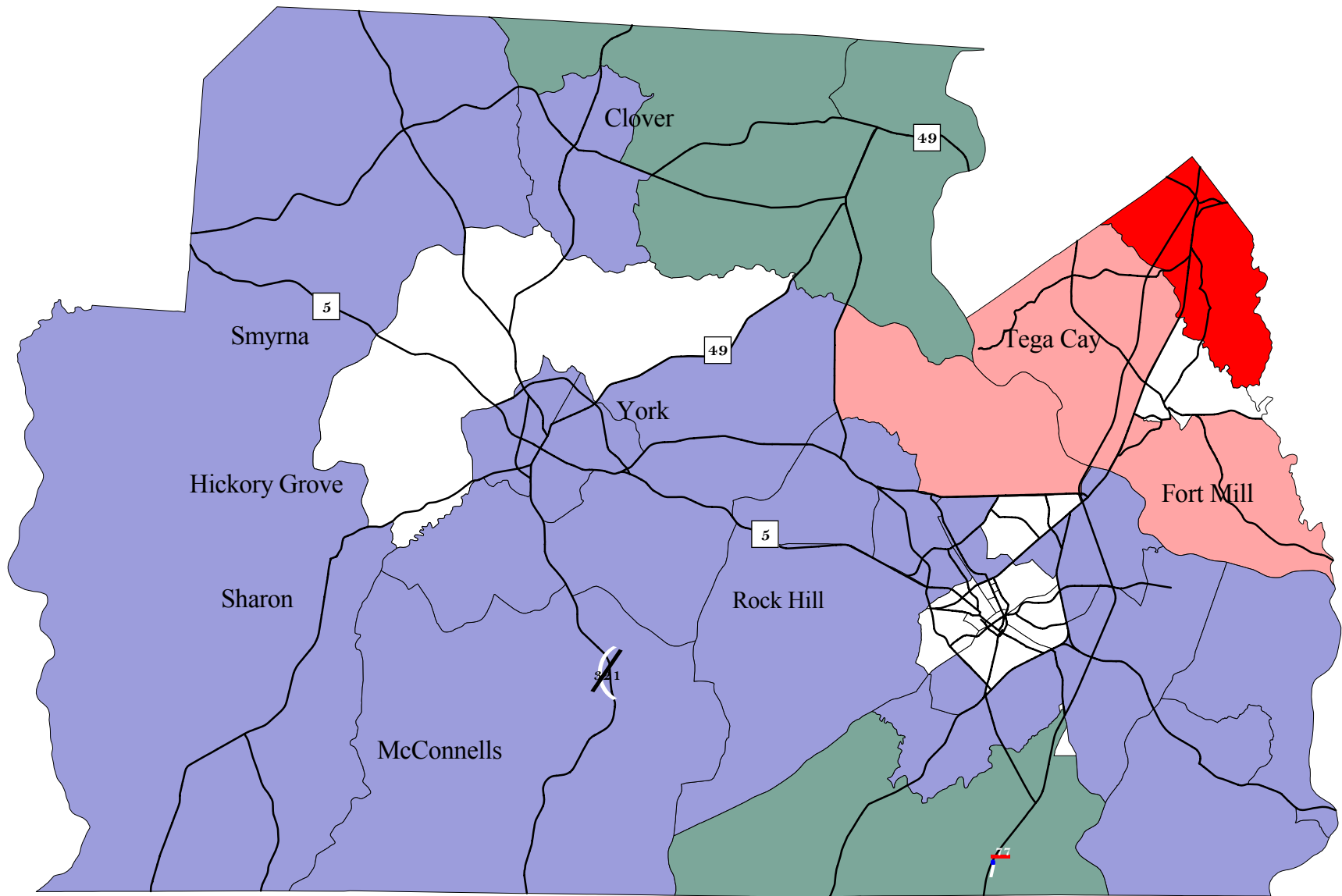
Single Family Permits  
Number: 1      Value: \$ 184,710  
Commercial Permits  
Number: 2      Value: \$ 3,387,248  
Industrial Permits  
Number: 1      Value: \$ 92,969

## Rock Hill

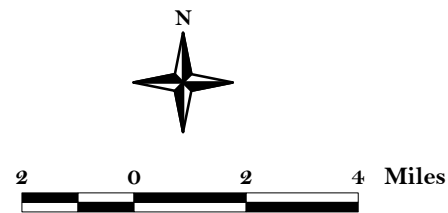

Single Family Permits  
Number: 63      Value: \$ 14,774,457

## Fort Mill

Single Family Permits  
Number: 92      Value: \$ 38,514,505



**York County  
Residential Building Permit  
Activity By Census Tract  
April-June  
2013**



P.O. Box 450  
215 Hampton Street  
Rock Hill, SC 29731  
(803) 327-9041