


Building Permit Activity in the Catawba Region

April-June 2014



PO Box 450
Rock Hill, SC 29731
September 2014

INTRODUCTION

The building permit data contained in this report is supplied by local building and planning officials throughout the region. The numbers shown reflect the actual number of permits issued during the second quarter (April-June) of 2014. The value of these permits also is shown. In addition to the permit totals, we have attempted to give local officials some sense of the growth occurring within their areas via the color coded census tract maps that also are included.

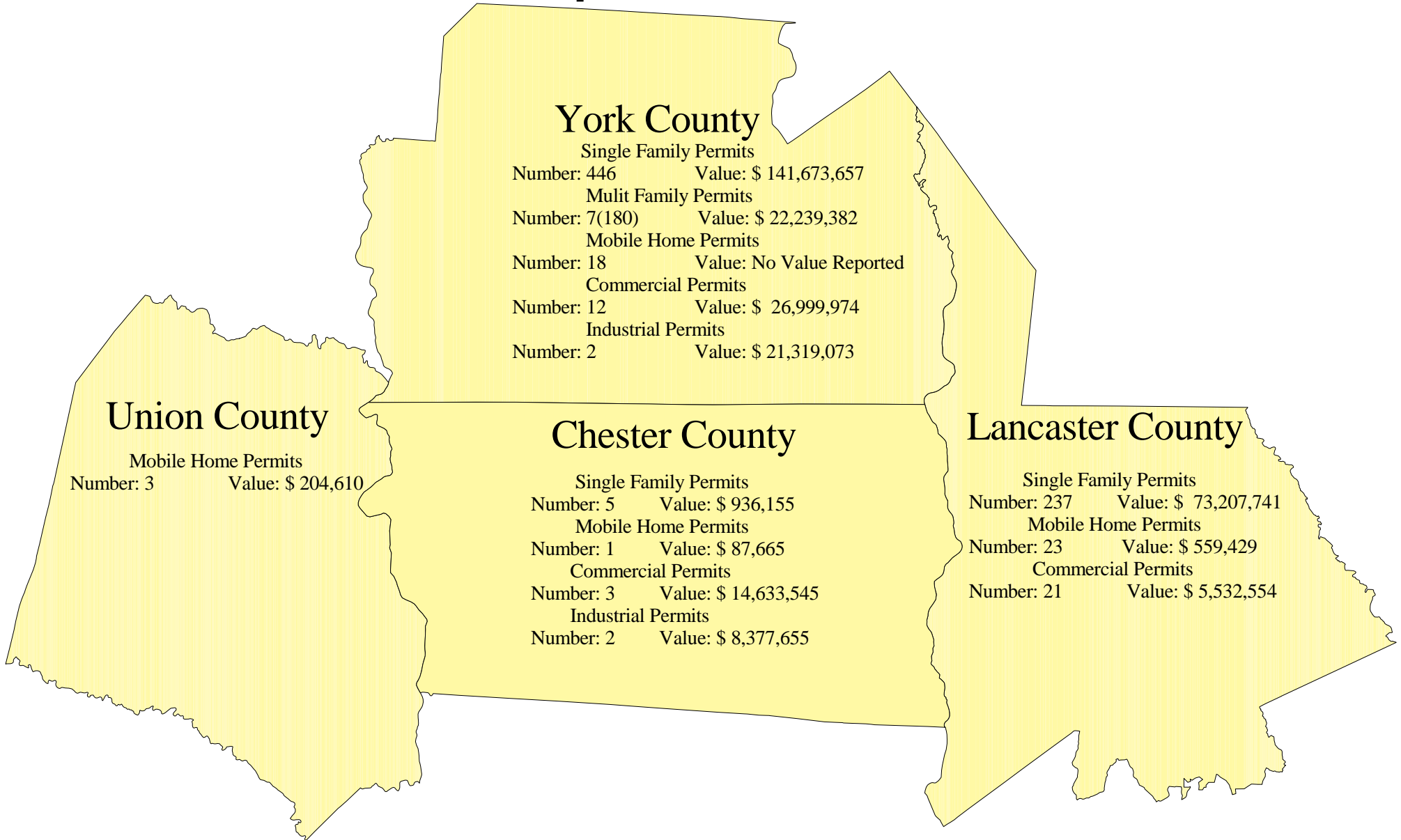
Catawba Regional collects building permit data by county, municipality and census tract for the major residential categories, as well as commercial and industrial. The data we collect is for new construction only with the exception of some industrial permits that represent upgrades to existing facilities. Our computerized database contains permit information from 1996 to the present.

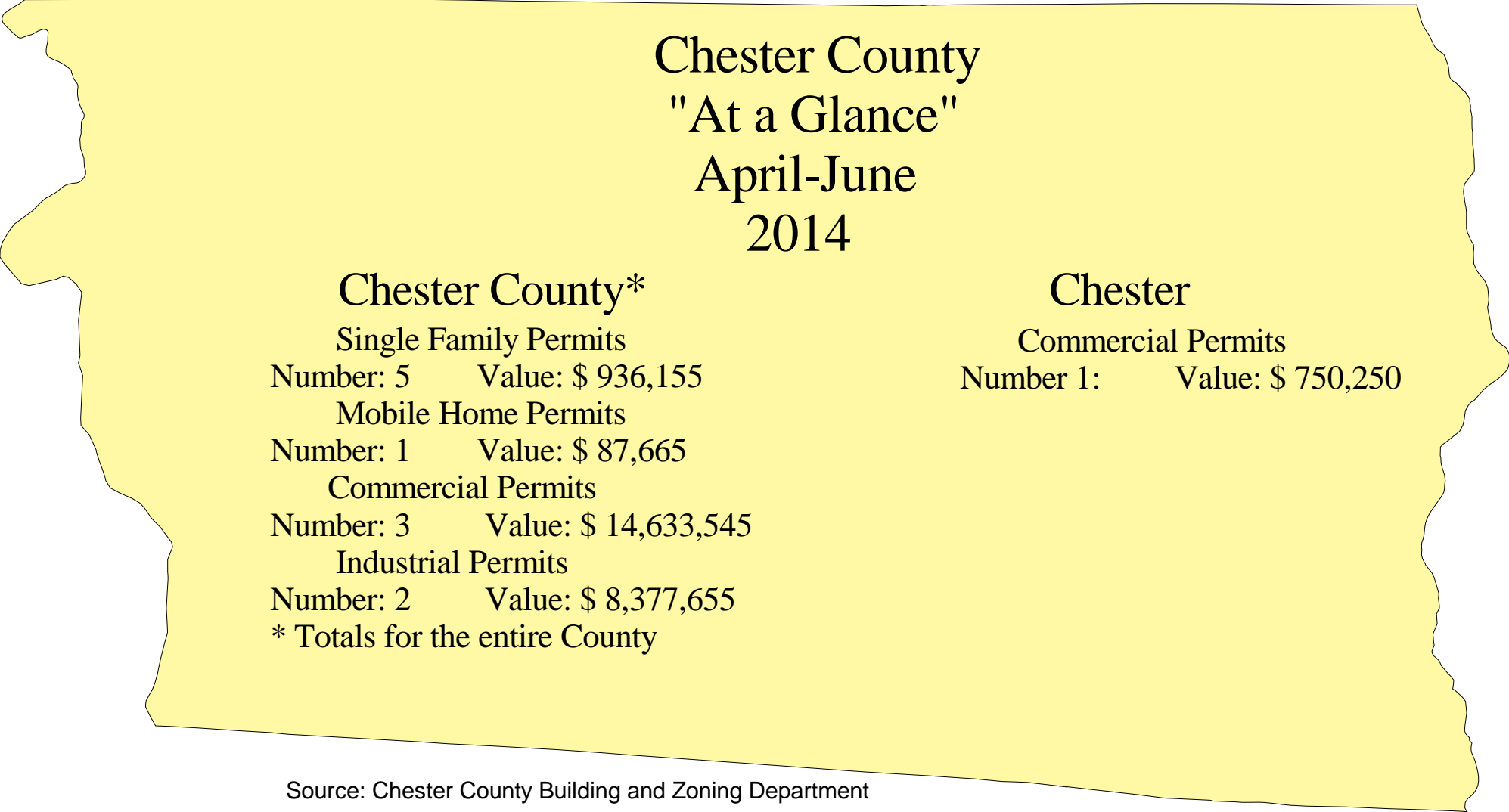
Any questions you may have about the report or our permit database in general can be directed to Mike Vead at (803) 327-9041.

NOTE: Catawba Regional COG does not insure the accuracy of the data presented in this report. Reasonable efforts have been made to validate the data's accuracy.

The Catawba Region "At a Glance"

April-June, 2014





Chester County
"At a Glance"
April-June
2014

Chester County*

Single Family Permits

Number: 5 Value: \$ 936,155

Mobile Home Permits

Number: 1 Value: \$ 87,665

Commercial Permits

Number: 3 Value: \$ 14,633,545

Industrial Permits

Number: 2 Value: \$ 8,377,655

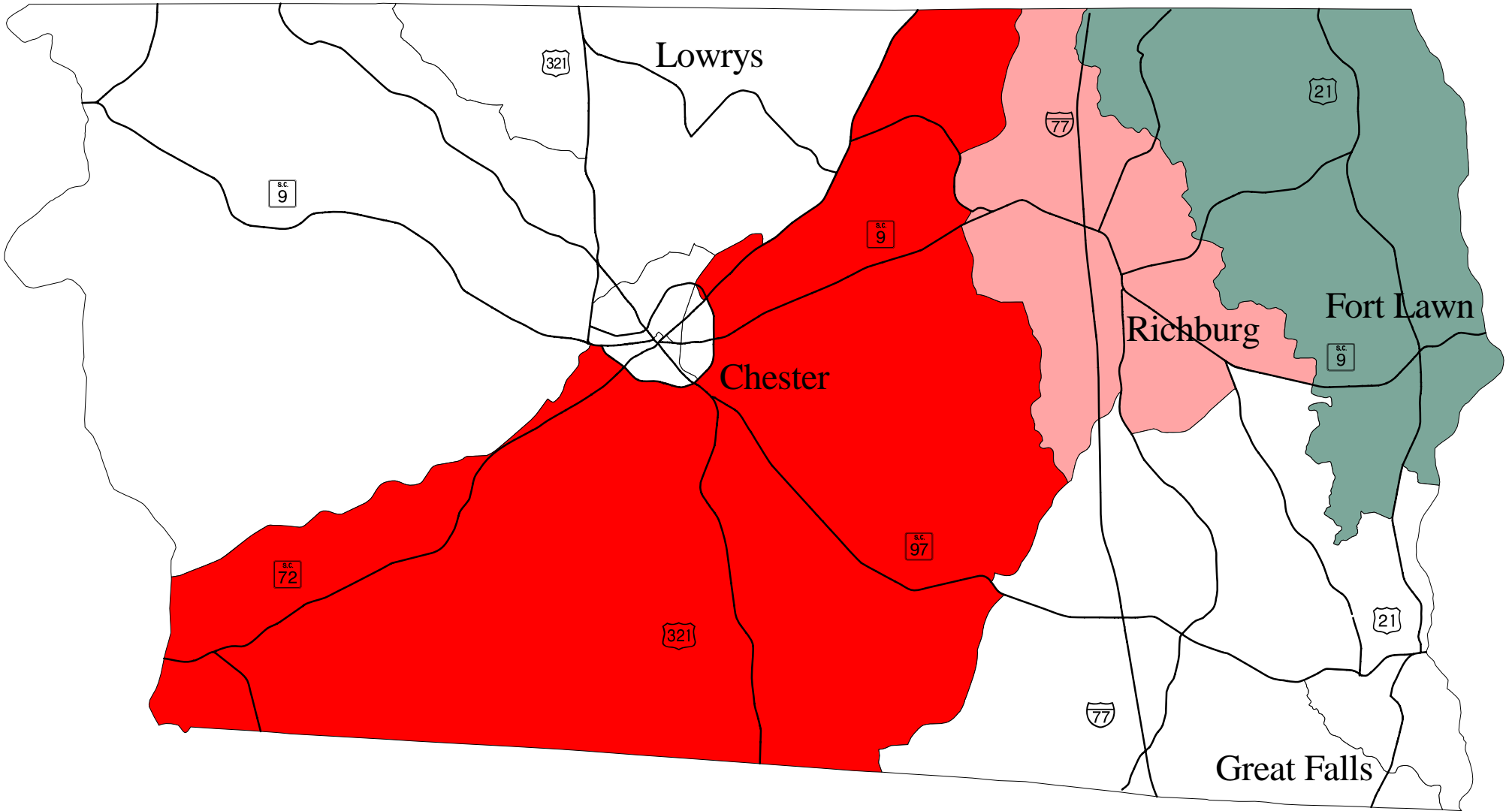
* Totals for the entire County

Chester

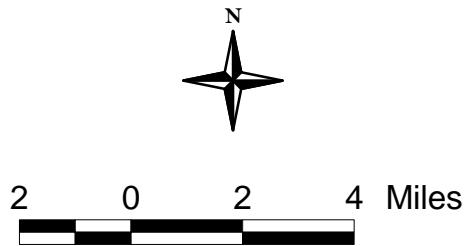
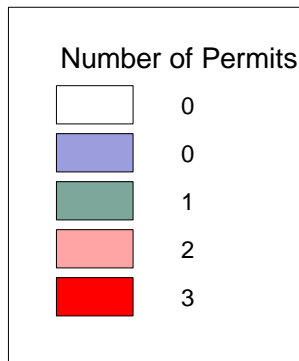
Commercial Permits

Number 1: Value: \$ 750,250

Source: Chester County Building and Zoning Department



**Chester County
Residential Building Permit
Activity By Census Tract
April-June
2014**



P.O. Box 450
215 Hampton Street
Rock Hill, SC 29731
(803) 327-9041



Lancaster County

"At a Glance"

April-June

2014

Lancaster County*

Single Family Permits

Number: 237 Value: \$ 73,207,741

Mobile Home Permits

Number: 23 Value: \$ 559,429

Commercial Permits


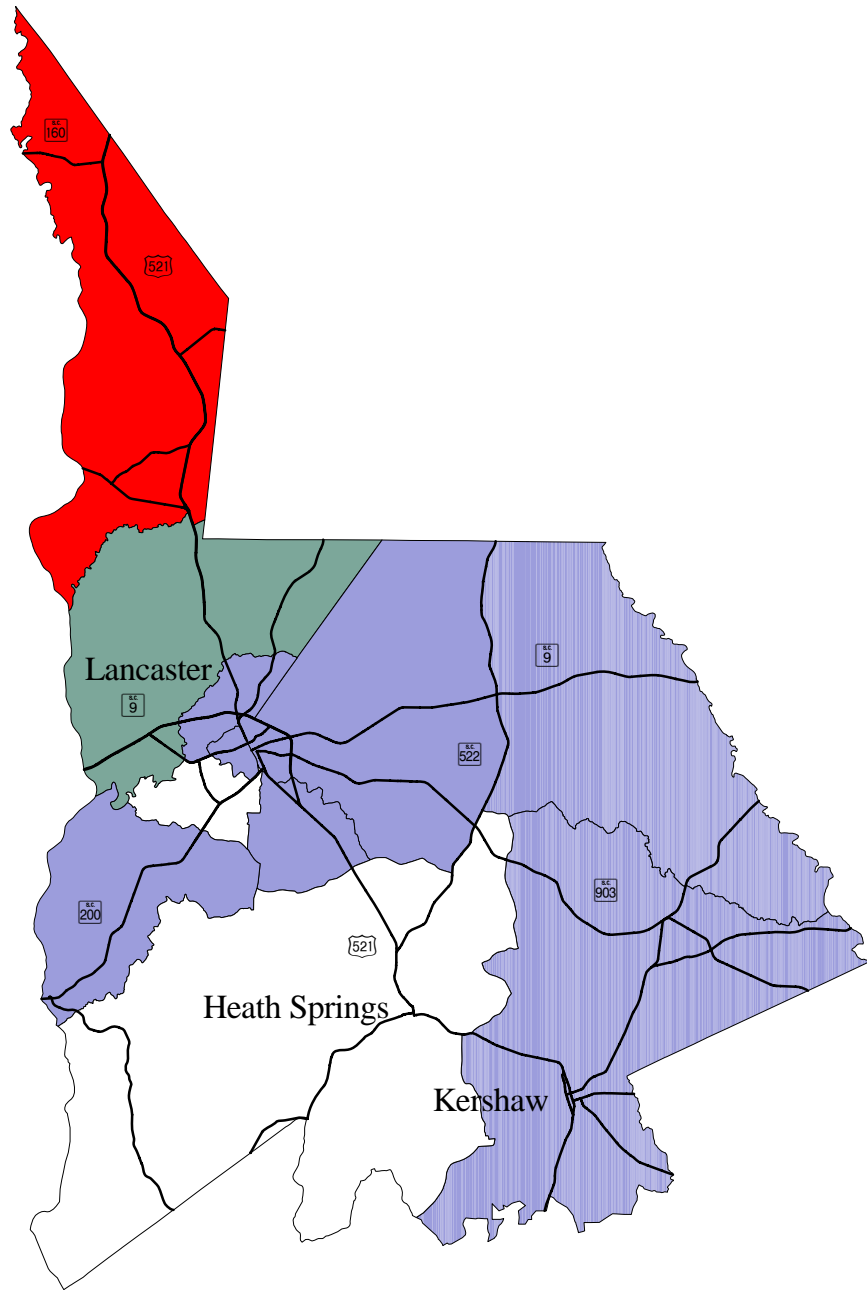
Number: 21 Value: \$ 5,532,554

*Totals for the entire County

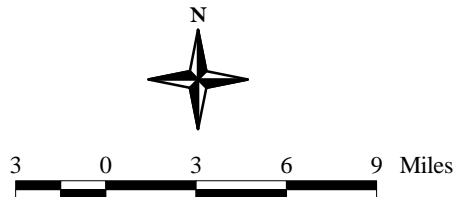
Lancaster

Mobile Home Permits

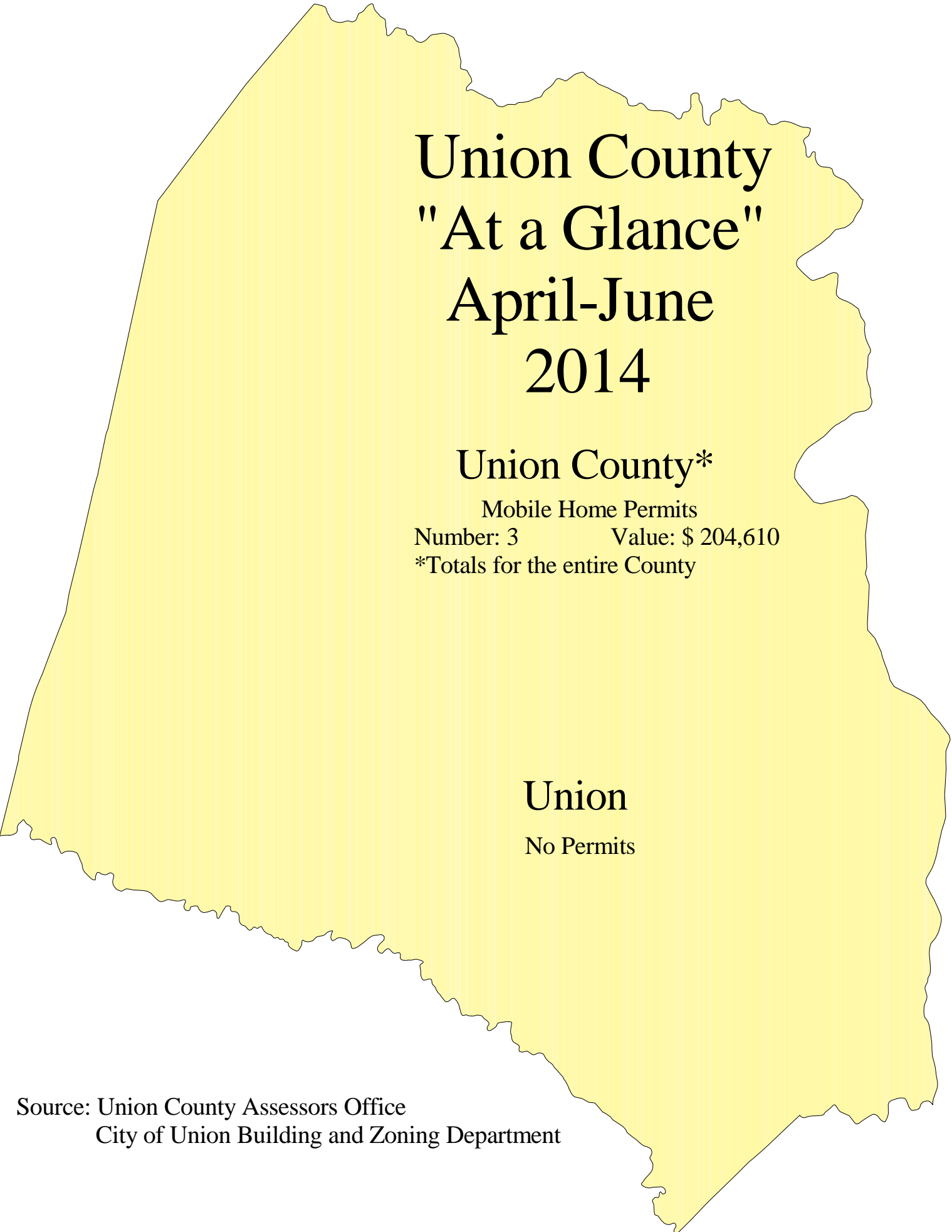
Number: 1 Value: \$ 51,115



**Lancaster County
Residential Building Permit
Activity By Census Tract
April-June
2014**



P.O. Box 450
215 Hampton Street
Rock Hill, SC 29731
(803) 327-9041



Union County "At a Glance" April-June 2014

Union County*

Mobile Home Permits

Number: 3

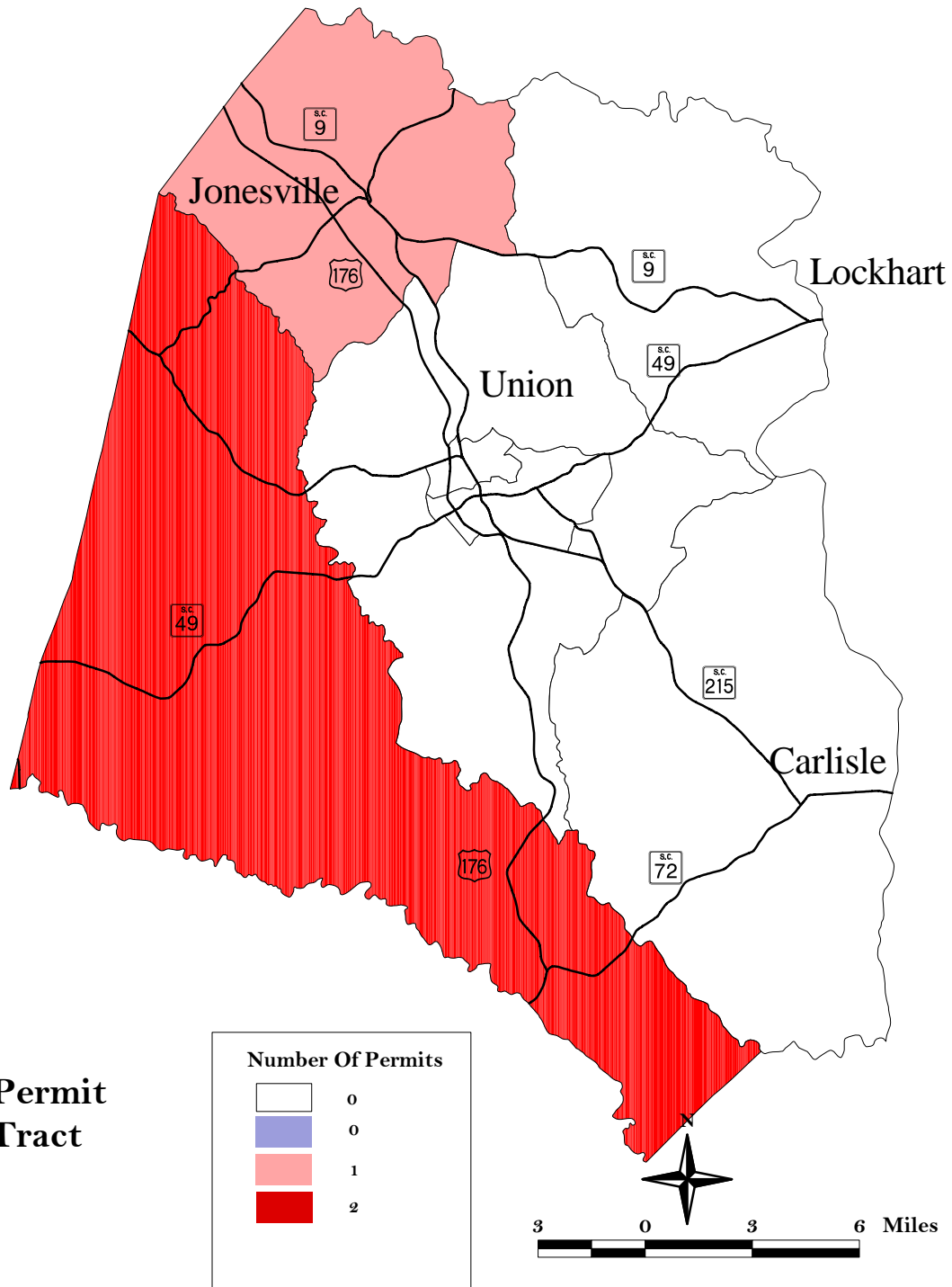
Value: \$ 204,610

*Totals for the entire County

Union

No Permits

Source: Union County Assessors Office
City of Union Building and Zoning Department



**Union County
Residential Building Permit
Activity By Census Tract
April-June
2014**



P.O. Box 450
215 Hampton Street
Rock Hill, SC 29731
(803) 327-9041

Source: York County Building and Codes Department
 Town of Clover Building Codes Department
 Town of Fort Mill Building and Codes Department
 City of Rock Hill Building and Codes Department
 City of York Planning Department
 City of Tega Cay Development Services

York County "At a Glance" April-June 2014

York County*

Single Family Permits
 Number: 446 Value: \$ 141,673,657
 Multi Family Permits
 Number: 7(180) Value: \$ 22,239,382
 Mobile Home Permits
 Number: 18 Value: \$ 0
 Commercial Permits
 Number: 12 Value: \$ 26,999,974
 Industrial Permits
 Number: 2 Value: \$ 21,319,073

*Totals for the entire County

Clover

Single Family Permits
 Number: 28 Value: \$ 6,402,458

Rock Hill

Single Family Permits
 Number: 66 Value: \$ 17,767,076
 Multi Family Permits
 Number: 7(180) Value: \$ 22,239,382
 Commercial Permits
 Number: 2 Value: \$ 4,828,129
 Industrial Permits
 Number: 1 Value: \$ 19,704,453

Tega Cay

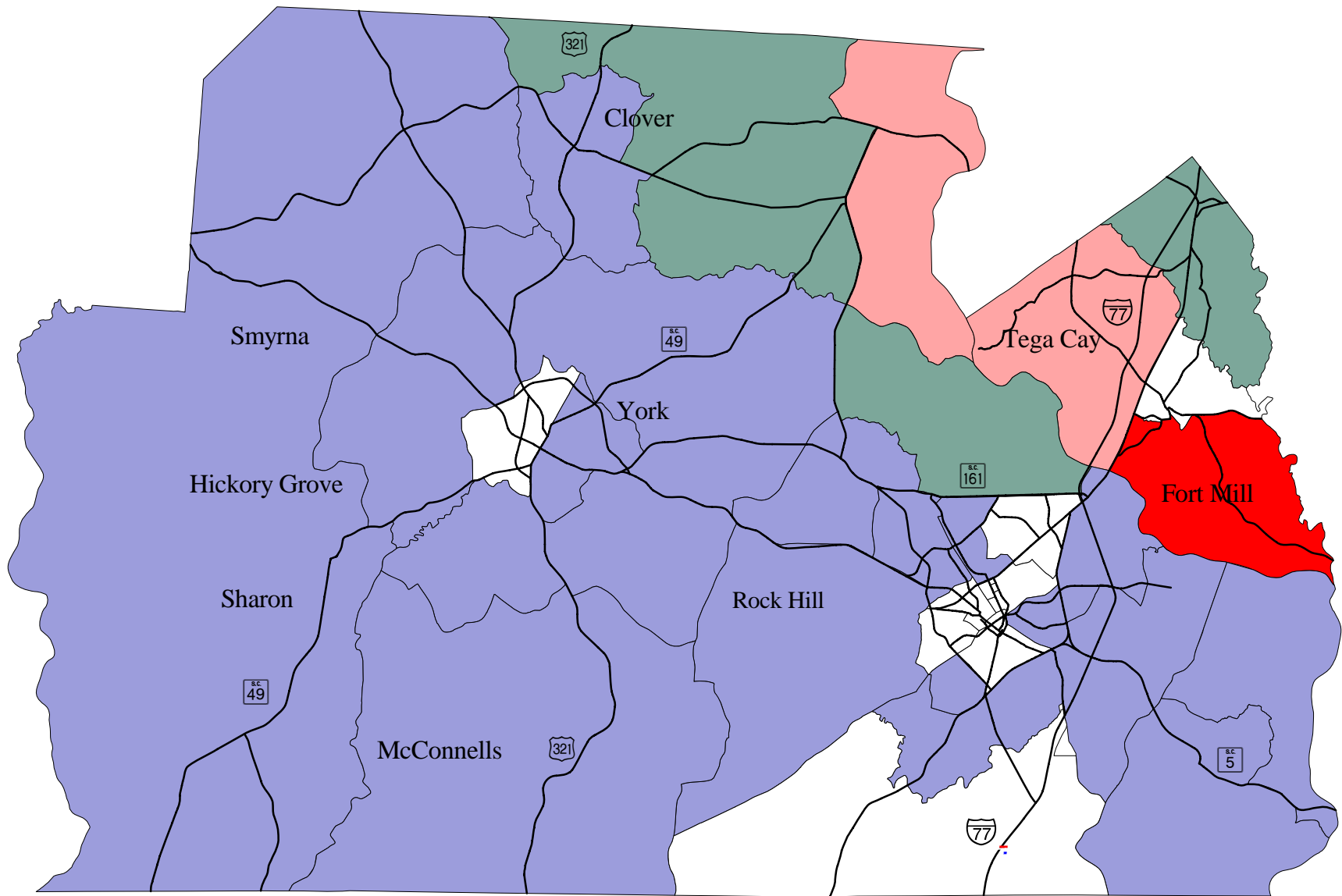
Single Family Permits
 Number: 43 Value: \$ 16,680,150

York

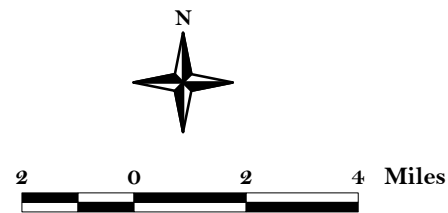

Single Family Permits
 Number: 31 Value: \$ 189,761

Fort Mill

Single Family Permits
 Number: 76 Value: \$ 32,732,731
 Commercial Permits
 Number: 6 Value: \$ 11,244,131



**York County
Residential Building Permit
Activity By Census Tract
April-June
2014**



P.O. Box 450
215 Hampton Street
Rock Hill, SC 29731
(803) 327-9041