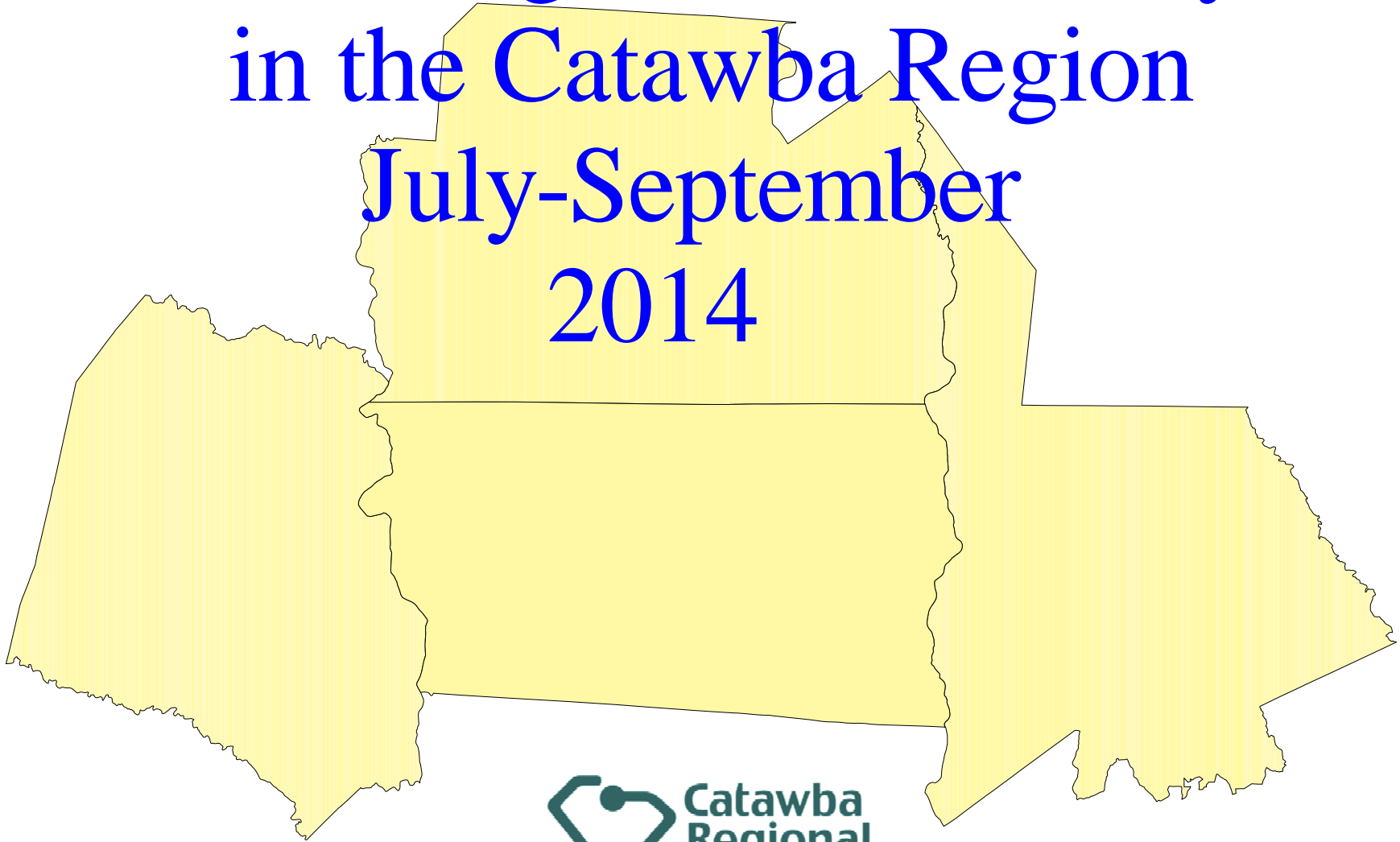


Building Permit Activity in the Catawba Region July-September 2014



PO Box 450
Rock Hill, SC 29731
December 2014

INTRODUCTION

The building permit data contained in this report is supplied by local building and planning officials throughout the region. The numbers shown reflect the actual number of permits issued during the third quarter (July-September) of 2014. The value of these permits also is shown. In addition to the permit totals, we have attempted to give local officials some sense of the growth occurring within their areas via the color coded census tract maps that also are included.

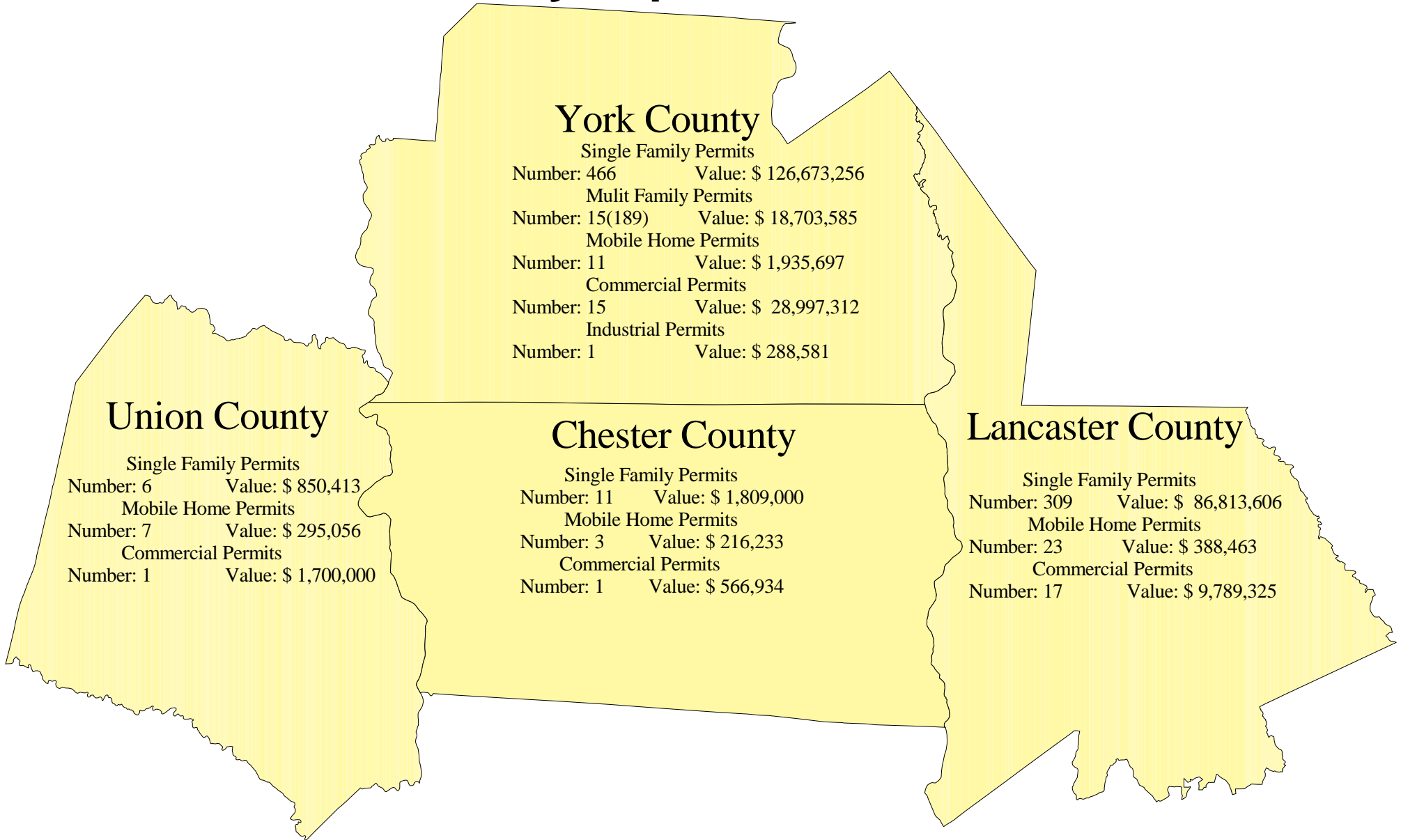
Catawba Regional collects building permit data by county, municipality and census tract for the major residential categories, as well as commercial and industrial. The data we collect is for new construction only with the exception of some industrial permits that represent upgrades to existing facilities. Our computerized database contains permit information from 1996 to the present.

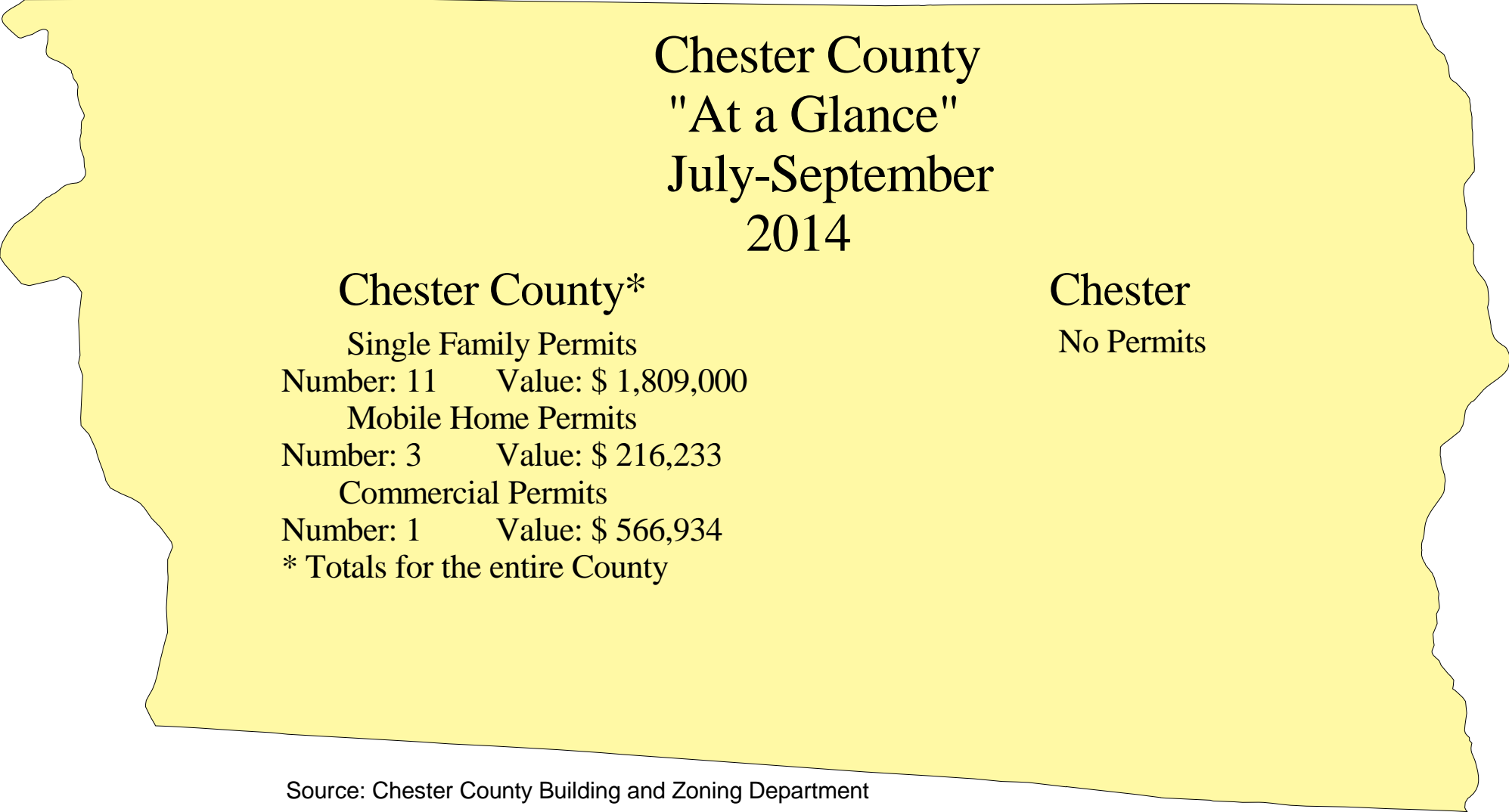
Any questions you may have about the report or our permit database in general can be directed to Mike Vead at (803) 327-9041.

NOTE: Catawba Regional COG does not insure the accuracy of the data presented in this report. Reasonable efforts have been made to validate the data's accuracy.

The Catawba Region "At a Glance"

July-September, 2014





Chester County
"At a Glance"
July-September
2014

Chester County*

Single Family Permits

Number: 11 Value: \$ 1,809,000

Mobile Home Permits

Number: 3 Value: \$ 216,233

Commercial Permits

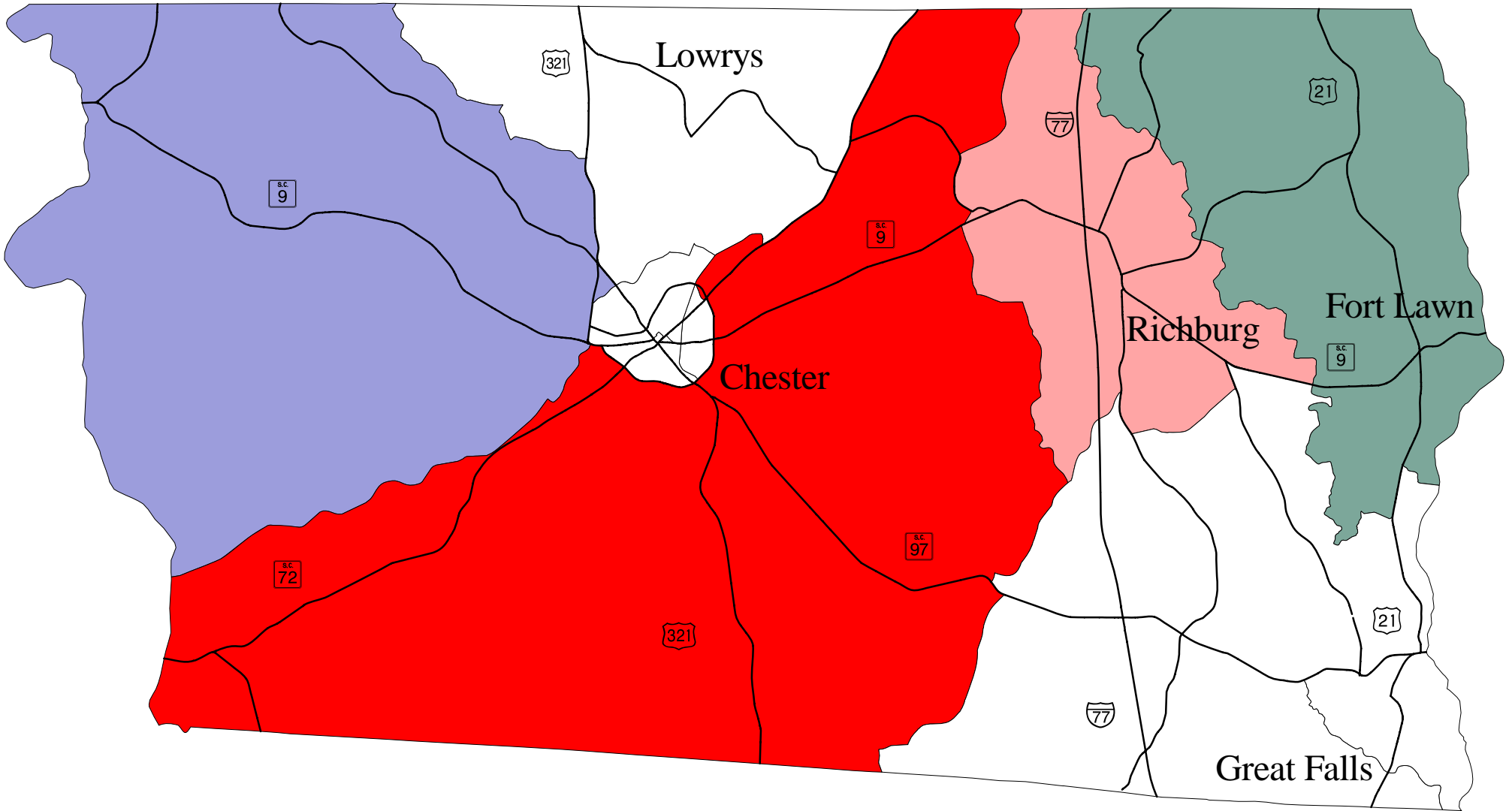
Number: 1 Value: \$ 566,934

* Totals for the entire County

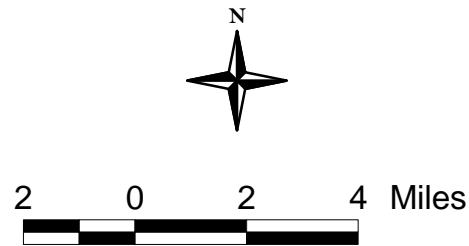
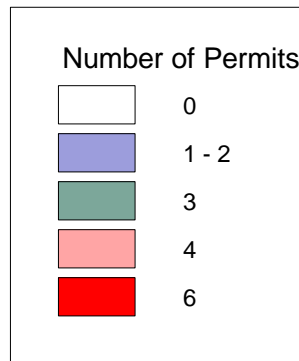
Chester

No Permits

Source: Chester County Building and Zoning Department



**Chester County
Residential Building Permit
Activity By Census Tract
July-September
2014**



P.O. Box 450
215 Hampton Street
Rock Hill, SC 29731
(803) 327-9041



Lancaster County "At a Glance" July-September 2014

Lancaster County*

Single Family Permits

Number: 309 Value: \$ 86,813,606

Mobile Home Permits

Number: 23 Value: \$ 388,463

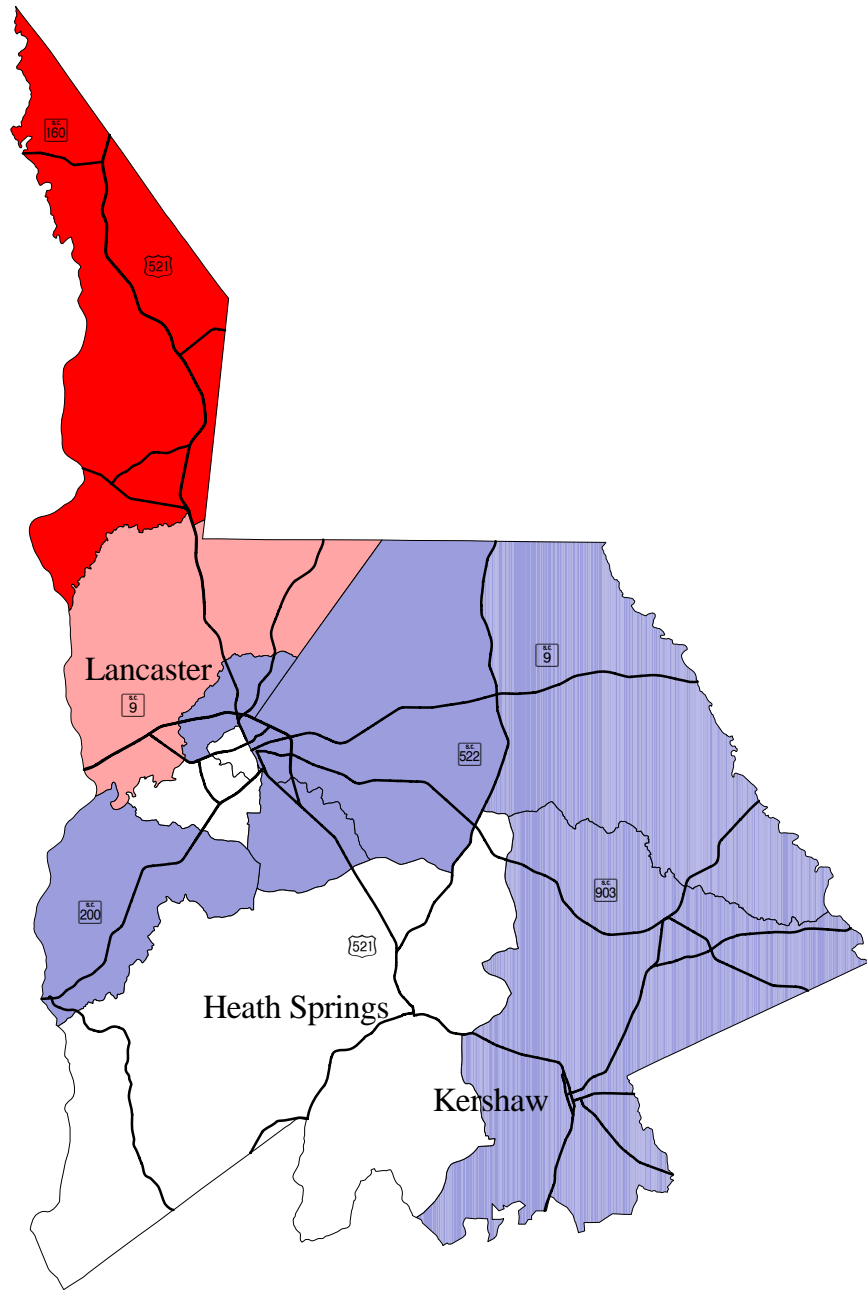
Commercial Permits

Number: 17 Value: \$ 9,789,325

*Totals for the entire County

Lancaster

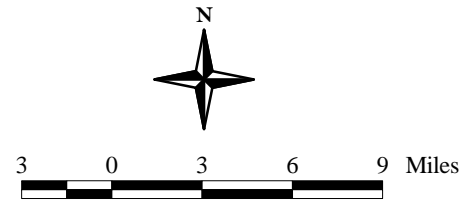
No Permits



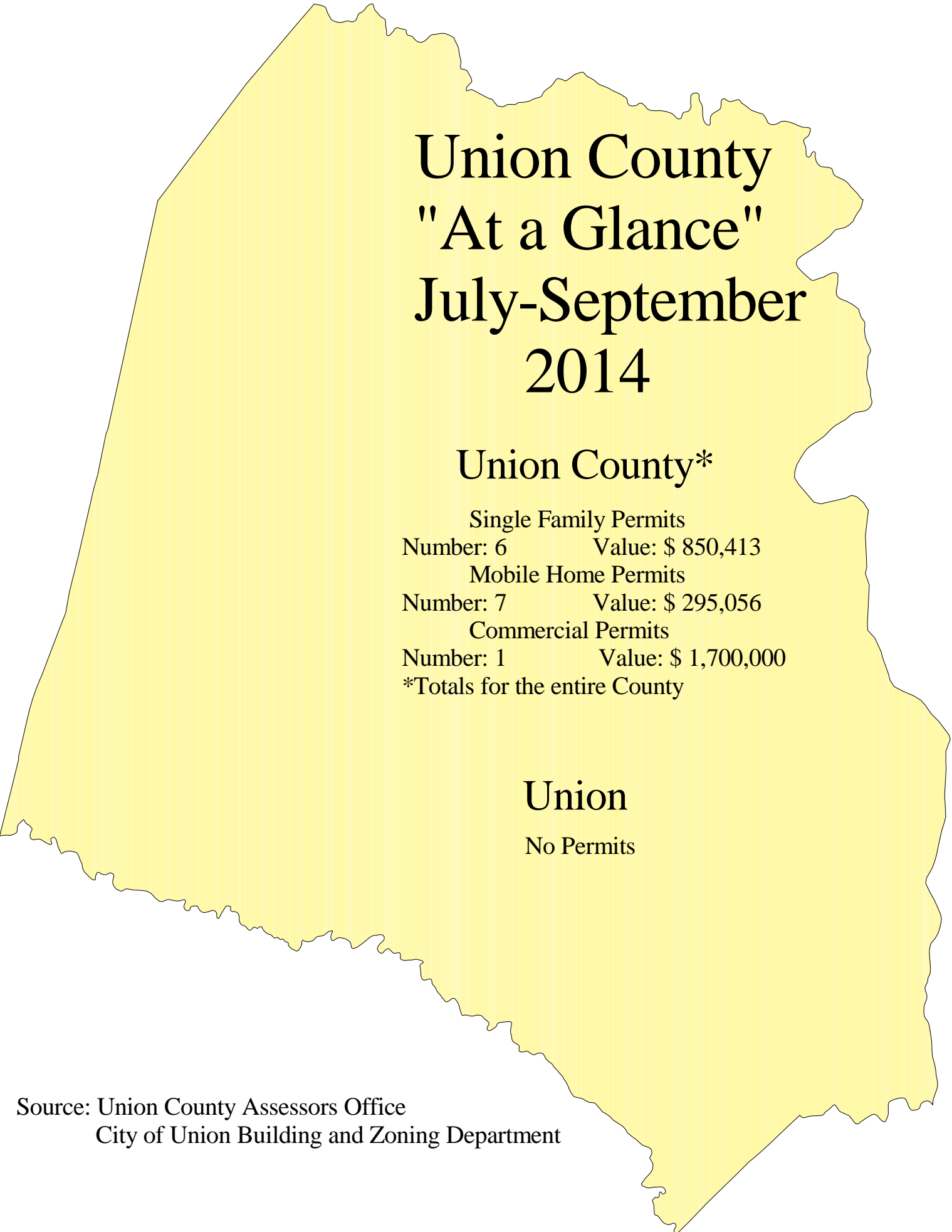
Number Of Permits

White	0
Blue	1 - 15
Green	16 - 70
Light Red	71
Dark Red	226

**Lancaster County
Residential Building Permit
Activity By Census Tract
July-September
2014**



P.O. Box 450
215 Hampton Street
Rock Hill, SC 29731
(803) 327-9041



Union County "At a Glance" July-September 2014

Union County*

Single Family Permits

Number: 6 Value: \$ 850,413

Mobile Home Permits

Number: 7 Value: \$ 295,056

Commercial Permits

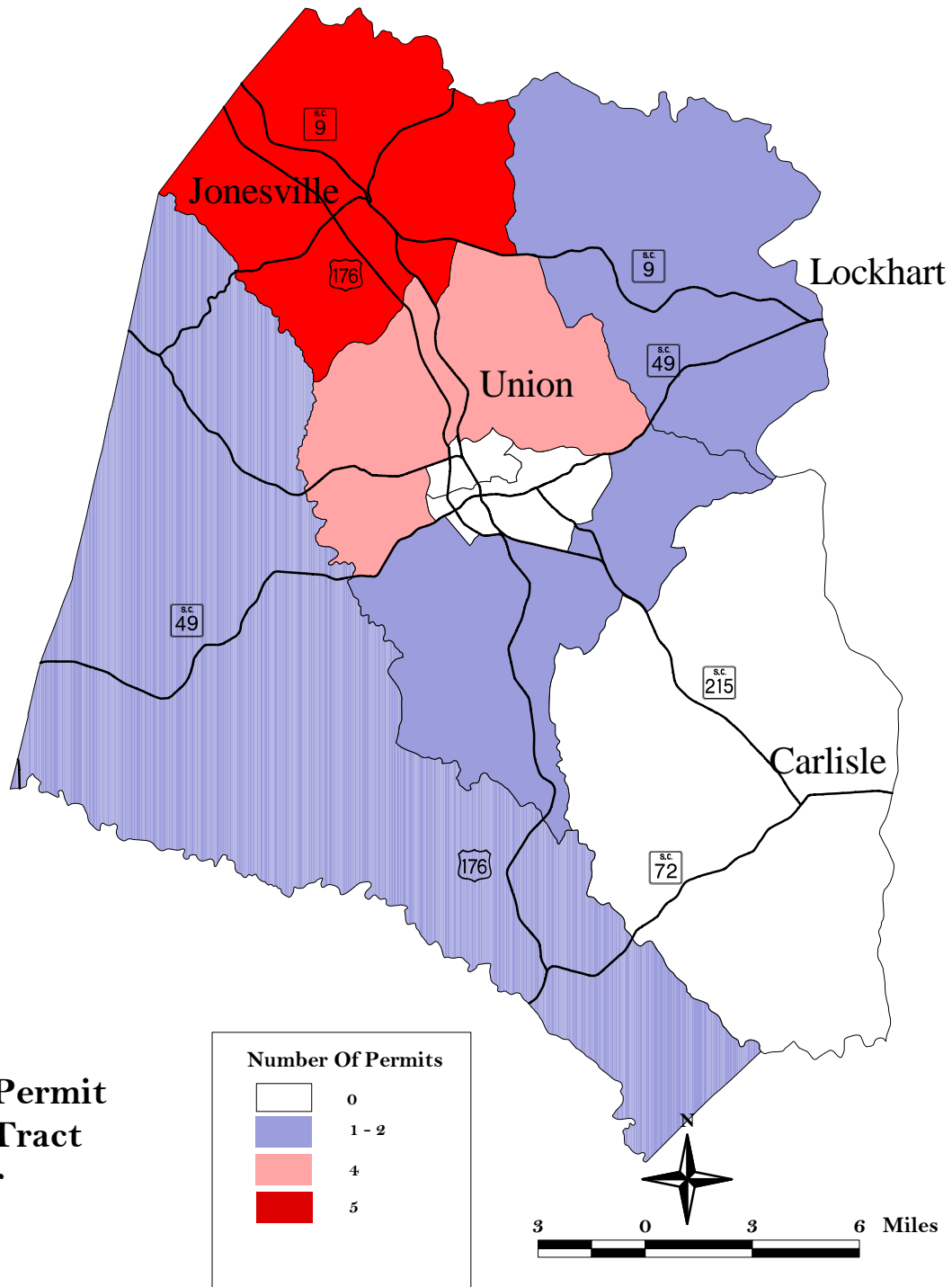
Number: 1 Value: \$ 1,700,000

*Totals for the entire County

Union

No Permits

Source: Union County Assessors Office
City of Union Building and Zoning Department



**Union County
Residential Building Permit
Activity By Census Tract
July-September
2014**



P.O. Box 450
215 Hampton Street
Rock Hill, SC 29731
(803) 327-9041

Source: York County Building and Codes Department
 Town of Clover Building Codes Department
 Town of Fort Mill Building and Codes Department
 City of Rock Hill Building and Codes Department
 City of York Planning Department
 City of Tega Cay Development Services

York County "At a Glance" July-September 2014

Clover

Single Family Permits
 Number: 29 Value: \$ 7,810,000
 Commercial Permits
 Number: 1 Value: \$ 821,000

Tega Cay

Single Family Permits
 Number: 48 Value: \$ 21,544,985

York County*

Single Family Permits
 Number: 466 Value: \$ 126,673,256
 Multi Family Permits
 Number: 15(189) Value: \$ 18,703,585
 Mobile Home Permits
 Number: 11 Value: \$ 1,935,697
 Commercial Permits
 Number: 15 Value: \$ 28,997,312
 Industrial Permits
 Number: 1 Value: \$ 288,581

*Totals for the entire County

York

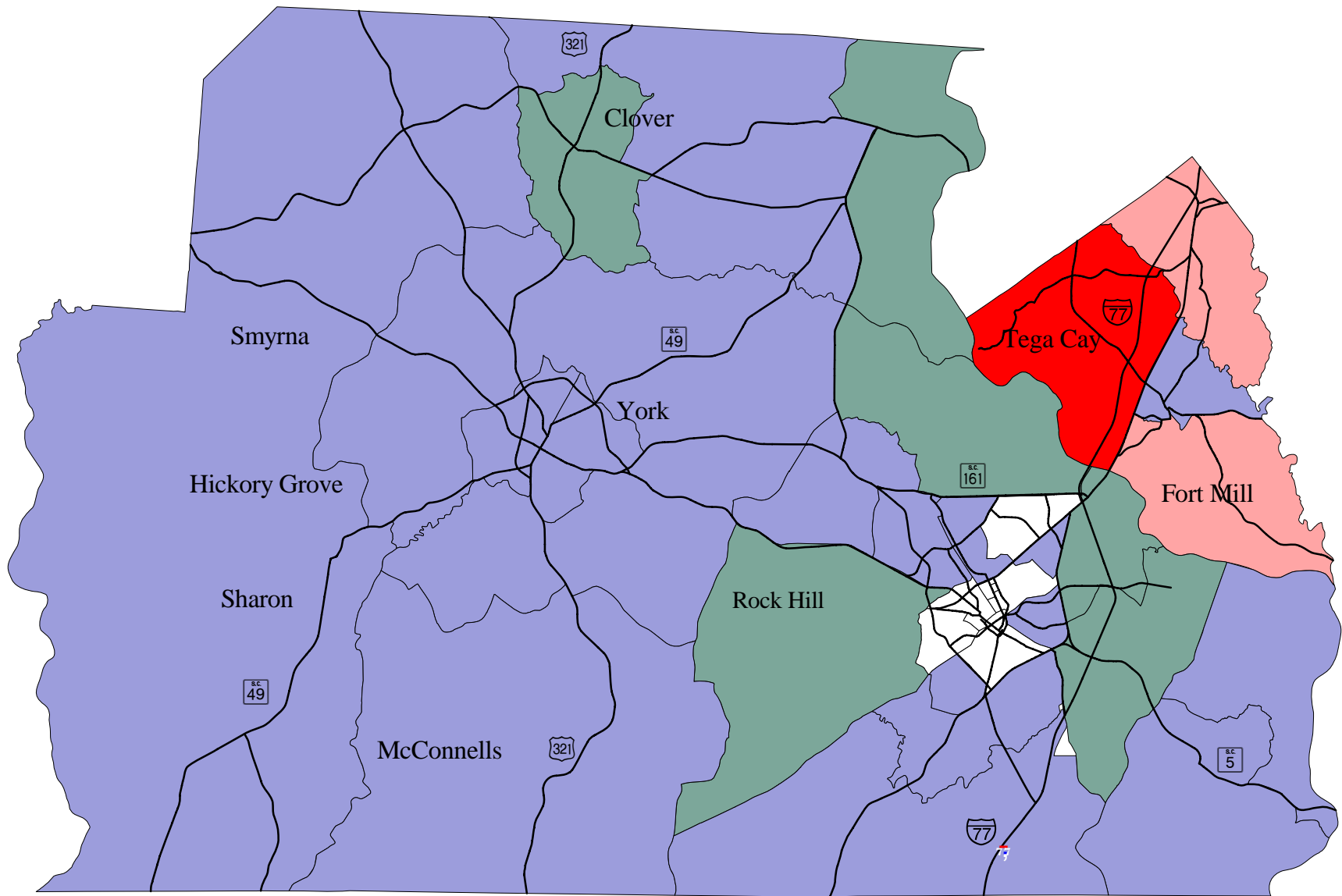
Single Family Permits
 Number: 4 Value: \$ 730,219
 Commercial Permits
 Number: 2 Value: \$ 889,071

Rock Hill

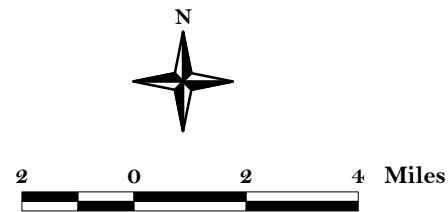

Single Family Permits
 Number: 62 Value: \$ 17,024,692
 Multi Family Permits
 Number: 6(144) Value: \$ 15,845,749
 Commercial Permits
 Number: 7 Value: \$ 24,697,664

Fort Mill

Single Family Permits
 Number: 86 Value: \$ 36,010,767
 Commercial Permits
 Number: 4 Value: \$ 2,589,577



**York County
Residential Building Permit
Activity By Census Tract
July-September
2014**



P.O. Box 450
215 Hampton Street
Rock Hill, SC 29731
(803) 327-9041