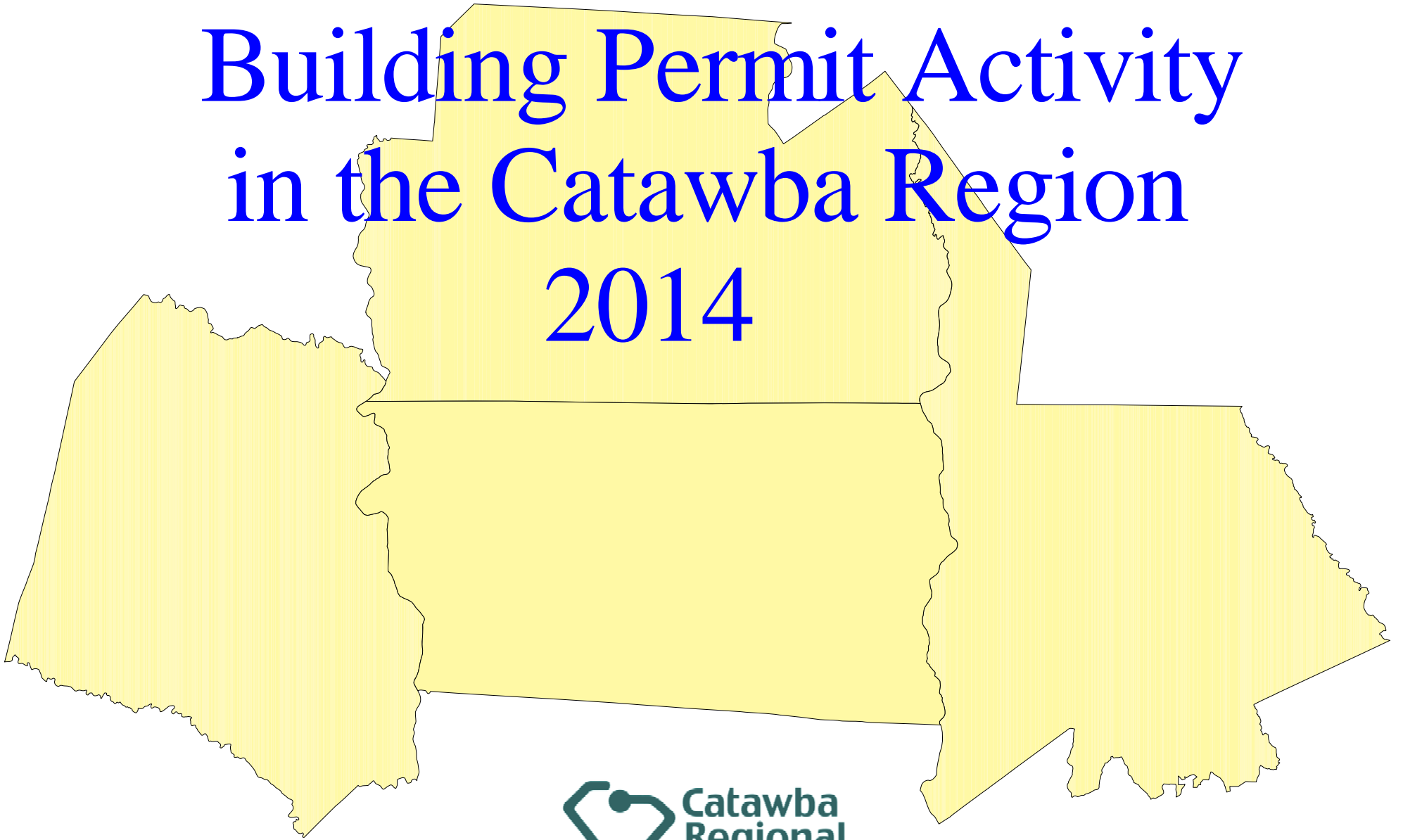


Building Permit Activity in the Catawba Region 2014



PO Box 450
Rock Hill, SC 29731
March 2015

INTRODUCTION

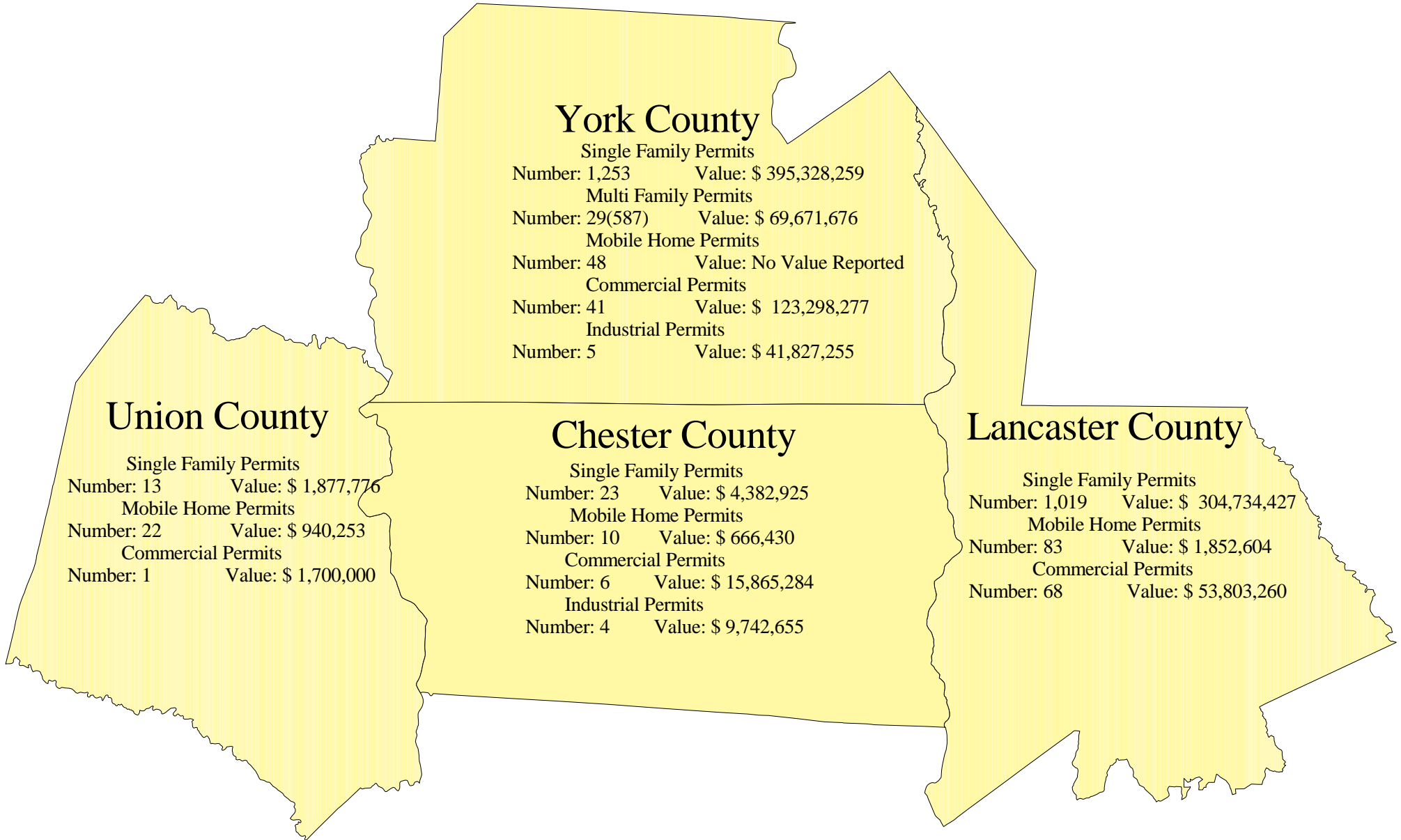
The building permit data contained in this report is supplied by local building and planning officials throughout the region. The numbers shown reflect the actual number of permits issued during the calendar year of 2014. The value of these permits also is shown. In addition to the permit totals, we have attempted to give local officials some sense of the growth occurring within their areas via the color coded census tract maps that are also included. Finally, we have included an end-of-year assessment showing permit activity in the region by county for 2013 and 2014.

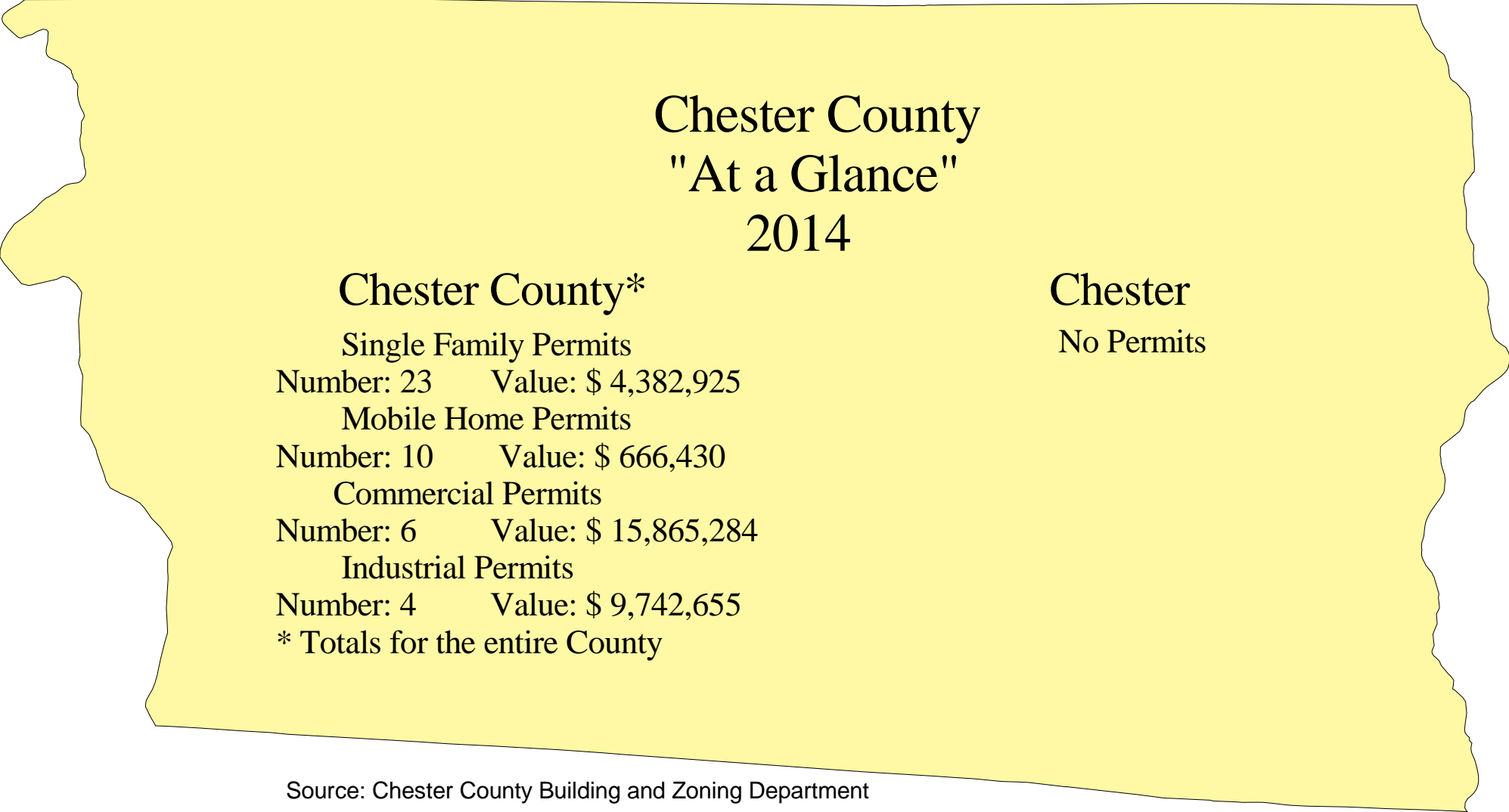
Catawba Regional collects building permit data by county, municipality and census tract for the major residential categories, as well as commercial and industrial. The data we collect is for new construction only with the exception of some industrial permits that represent upgrades to existing facilities. Our computerized database contains permit information from 1996 to the present.

Any questions you may have about the report or our permit database in general can be directed to Mike Vead at (803) 327-9041.

Note: Catawba Regional COG does not certify the accuracy of the data in this report; however, reasonable efforts have been made to insure the data is as accurate as possible.

The Catawba Region "At a Glance" 2014





Chester County "At a Glance" 2014

Chester County*

Single Family Permits

Number: 23 Value: \$ 4,382,925

Mobile Home Permits

Number: 10 Value: \$ 666,430

Commercial Permits

Number: 6 Value: \$ 15,865,284

Industrial Permits

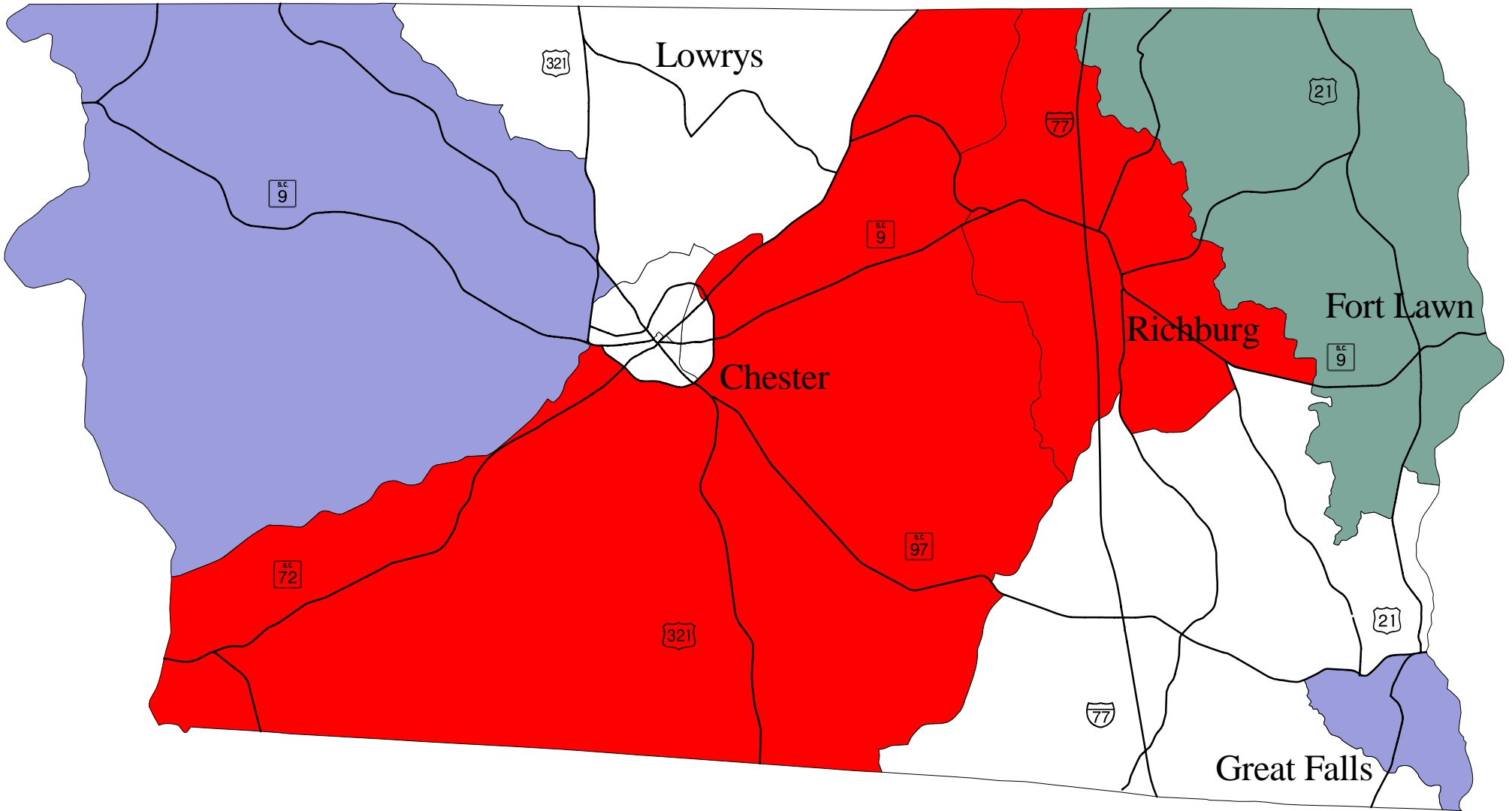
Number: 4 Value: \$ 9,742,655

* Totals for the entire County

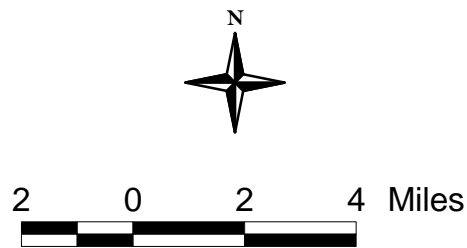
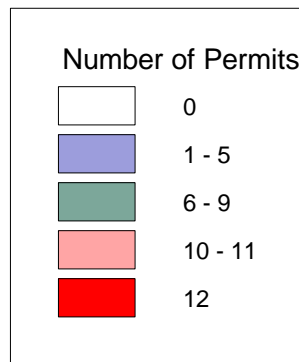
Chester

No Permits

Source: Chester County Building and Zoning Department



**Chester County
Residential Building Permit
Activity By Census Tract
2014**



P.O. Box 450
215 Hampton Street
Rock Hill, SC 29731
(803) 327-9041



Lancaster County "At a Glance" 2014

Lancaster County*

Single Family Permits

Number: 1,019 Value: \$ 304,734,427

Mobile Home Permits

Number: 83 Value: \$ 1,852,604

Commercial Permits

Number: 68 Value: \$ 53,803,260

*Totals for the entire County


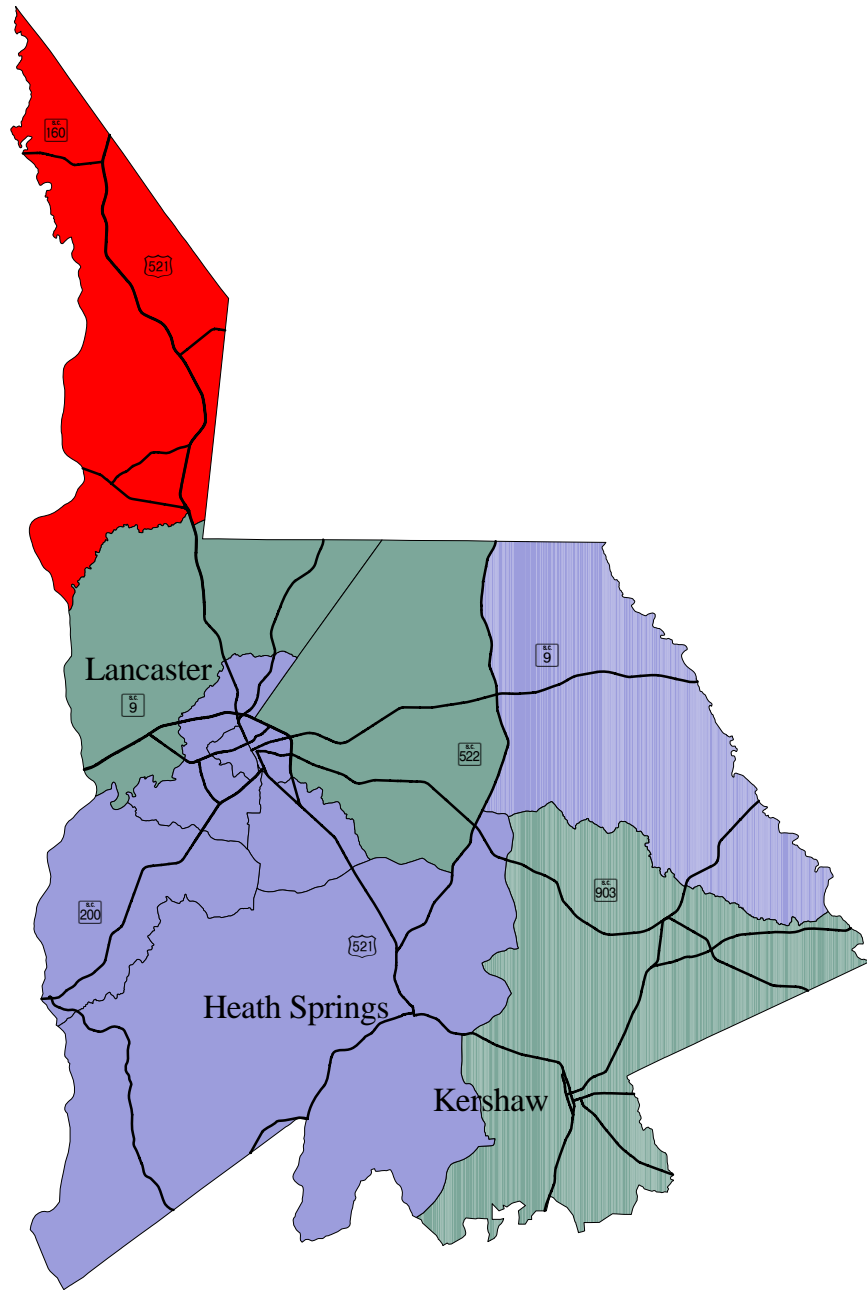
Lancaster

Single Family Permits

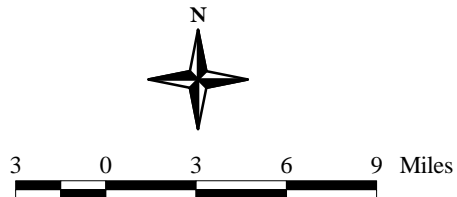
Number: 1 Value: \$ 298,364

Mobile Home Permits

Number: 2 Value: \$ 53,645



**Lancaster County
Residential Building Permit
Activity By Census Tract
2014**



P.O. Box 450
215 Hampton Street
Rock Hill, SC 29731
(803) 327-9041



Union County "At a Glance" 2014

Union County*

Single Family Permits

Number: 13 Value: \$ 1,877,776

Mobile Home Permits

Number: 22 Value: \$ 940,253

Commercial Permits

Number: 1 Value: \$ 1,700,000

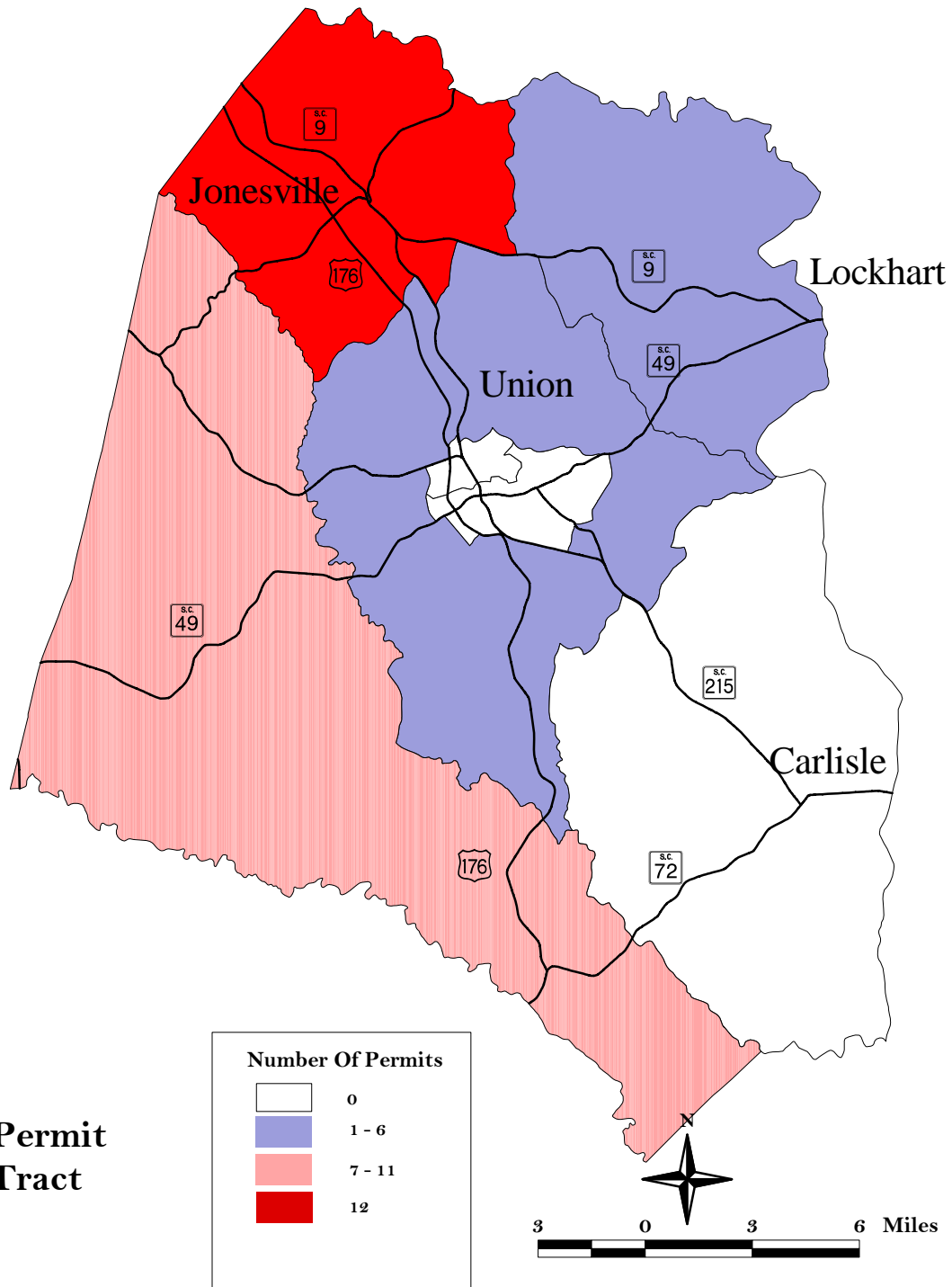
*Totals for the entire County

Union

No Permits

Source: Union County Assessors Office
City of Union Building and Zoning Department

**Union County
Residential Building Permit
Activity By Census Tract
2014**



P.O. Box 450
215 Hampton Street
Rock Hill, SC 29731
(803) 327-9041

Source: York County Building and Codes Department
 Town of Clover Building Codes Department
 Town of Fort Mill Building and Codes Department
 City of Rock Hill Building and Codes Department
 City of York Planning Department
 City of Tega Cay Development Services

York County "At a Glance" 2014

York County*

Clover

Single Family Permits
 Number: 81 Value: \$ 20,225,458
 Commercial Permits
 Number: 1 Value: \$ 821,000

Single Family Permits
 Number: 1,253 Value: \$ 395,328,259
 Multi Family Permits
 Number: 29(587) Value: \$ 69,671,676
 Mobile Home Permits
 Number: 48 Value: None Reported
 Commercial Permits
 Number: 41 Value: \$ 123,298,277
 Industrial Permits
 Number: 5 Value: \$ 41,827,255

Rock Hill

Single Family Permits
 Number: 230 Value: \$ 63,409,438
 Multi Family Permits
 Number: 22(552) Value: \$ 68,542,648
 Commercial Permits
 Number: 15 Value: \$ 38,019,527
 Industrial Permits
 Number: 2 Value: \$ 38,668,871

Tega Cay

Single Family Permits
 Number: 163 Value: \$ 66,726,620
 Commercial Permits
 Number: 2 Value: \$ 14,916,000

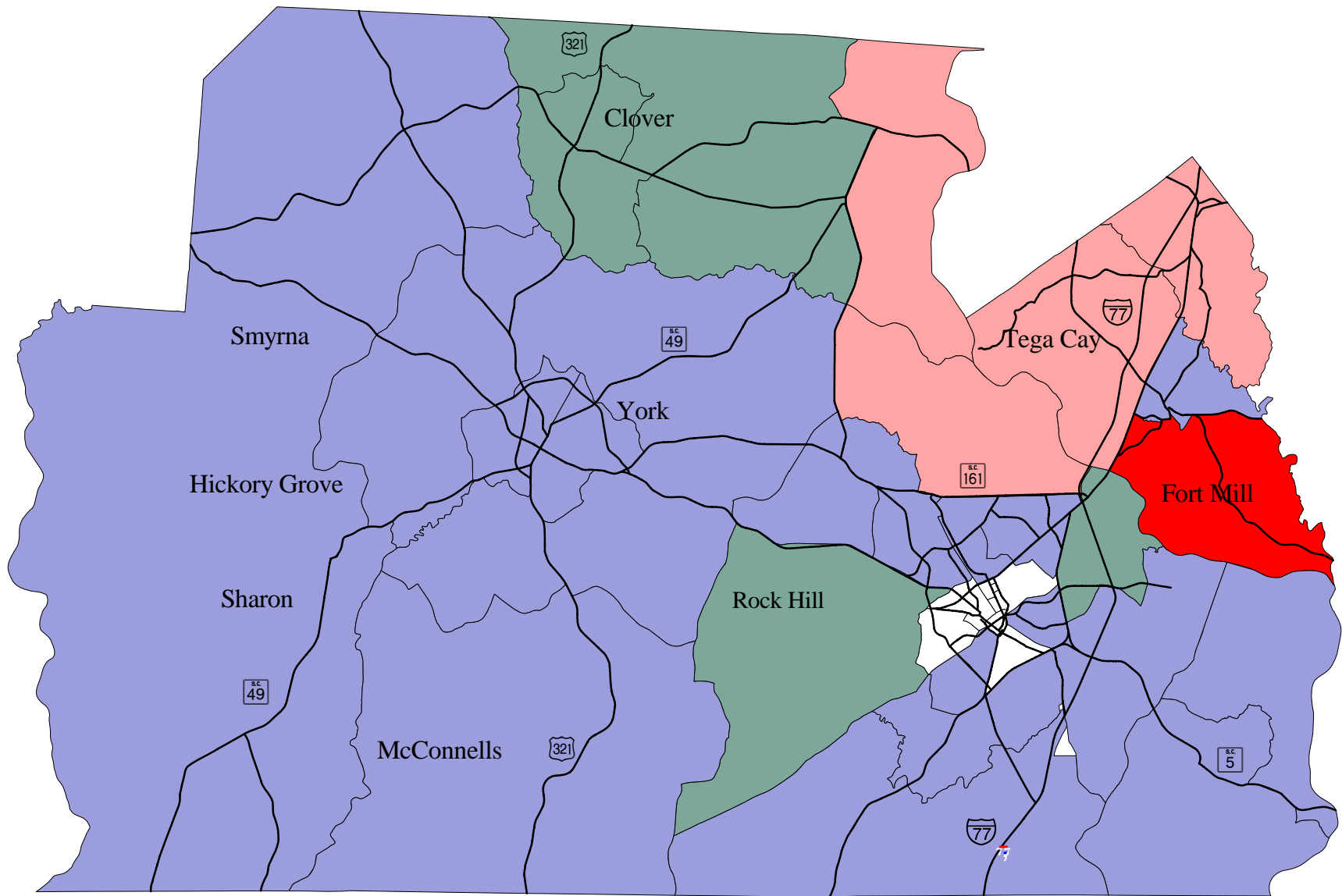
York

Single Family Permits
 Number: 8 Value: \$ 1,622,200
 Commercial Permits
 Number: 4 Value: \$ 1,340,521

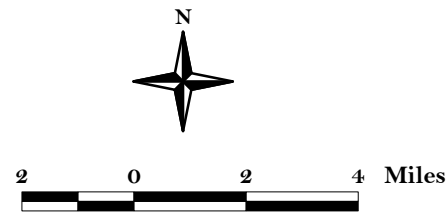

Fort Mill

Single Family Permits
 Number: 229 Value: \$ 97,952,076
 Commercial Permits
 Number: 14 Value: \$ 66,081,371

*Totals for the entire County



**York County
Residential Building Permit
Activity By Census Tract
2014**



P.O. Box 450
215 Hampton Street
Rock Hill, SC 29731
(803) 327-9041