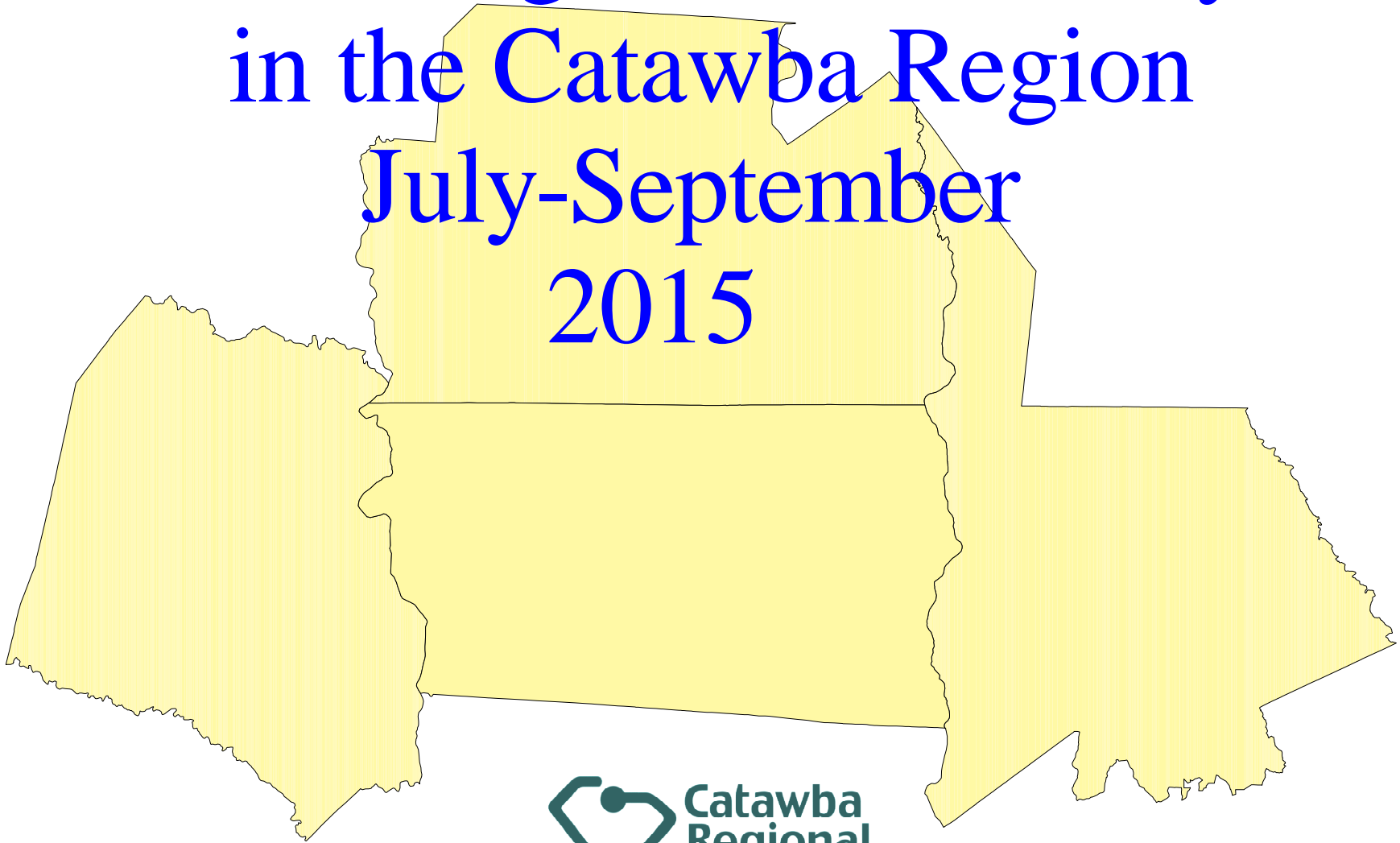


# Building Permit Activity in the Catawba Region July-September 2015



PO Box 450  
Rock Hill, SC 29731  
December 2015

## **INTRODUCTION**

The building permit data contained in this report is supplied by local building and planning officials throughout the region. The numbers shown reflect the actual number of permits issued during the third quarter (July-September) of 2015. The value of these permits also is shown. In addition to the permit totals, we have attempted to give local officials some sense of the growth occurring within their areas via the color coded census tract maps that also are included.

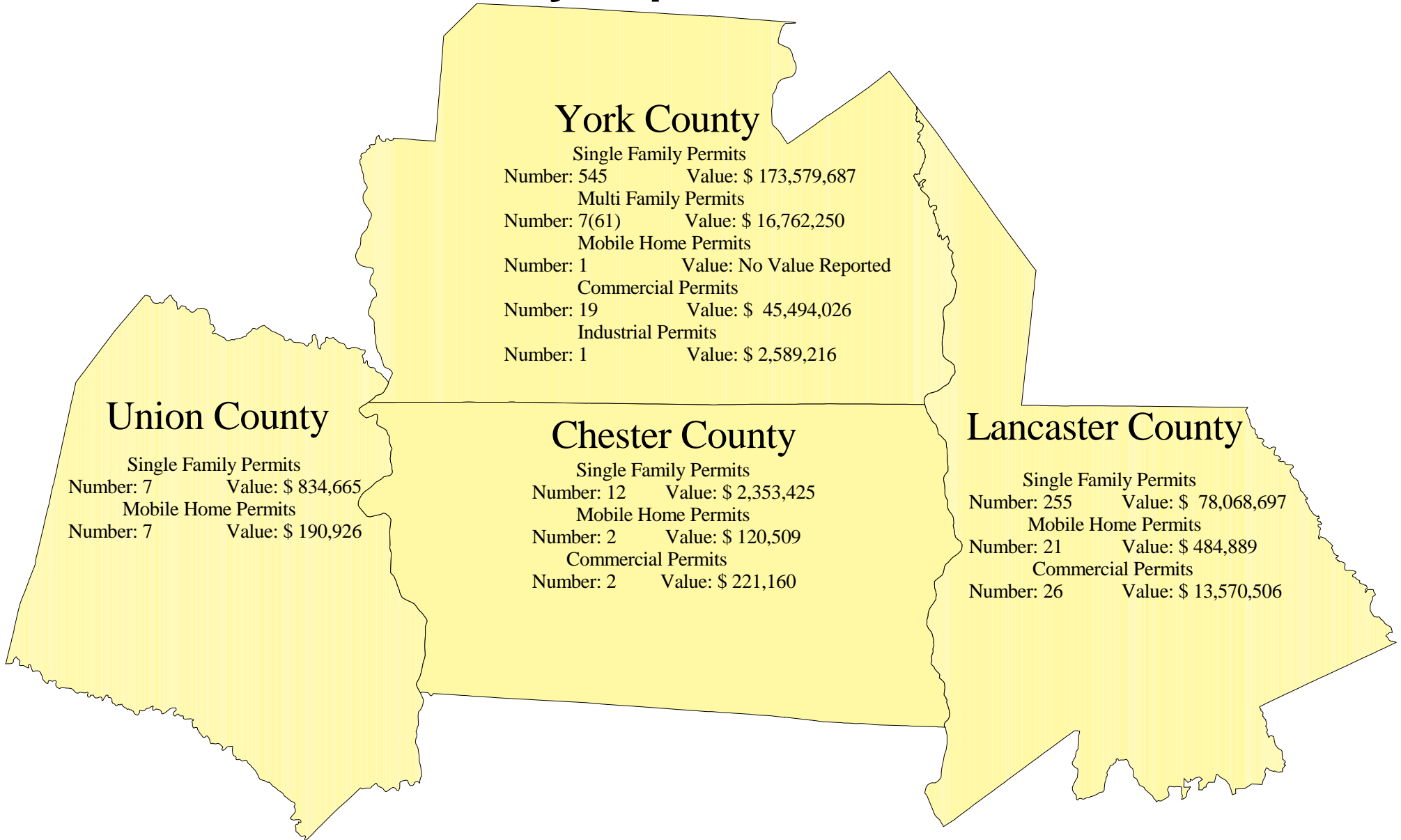
Catawba Regional collects building permit data by county, municipality and census tract for the major residential categories, as well as commercial and industrial. The data we collect is for new construction only with the exception of some industrial permits that represent upgrades to existing facilities. Our computerized database contains permit information from 1996 to the present.

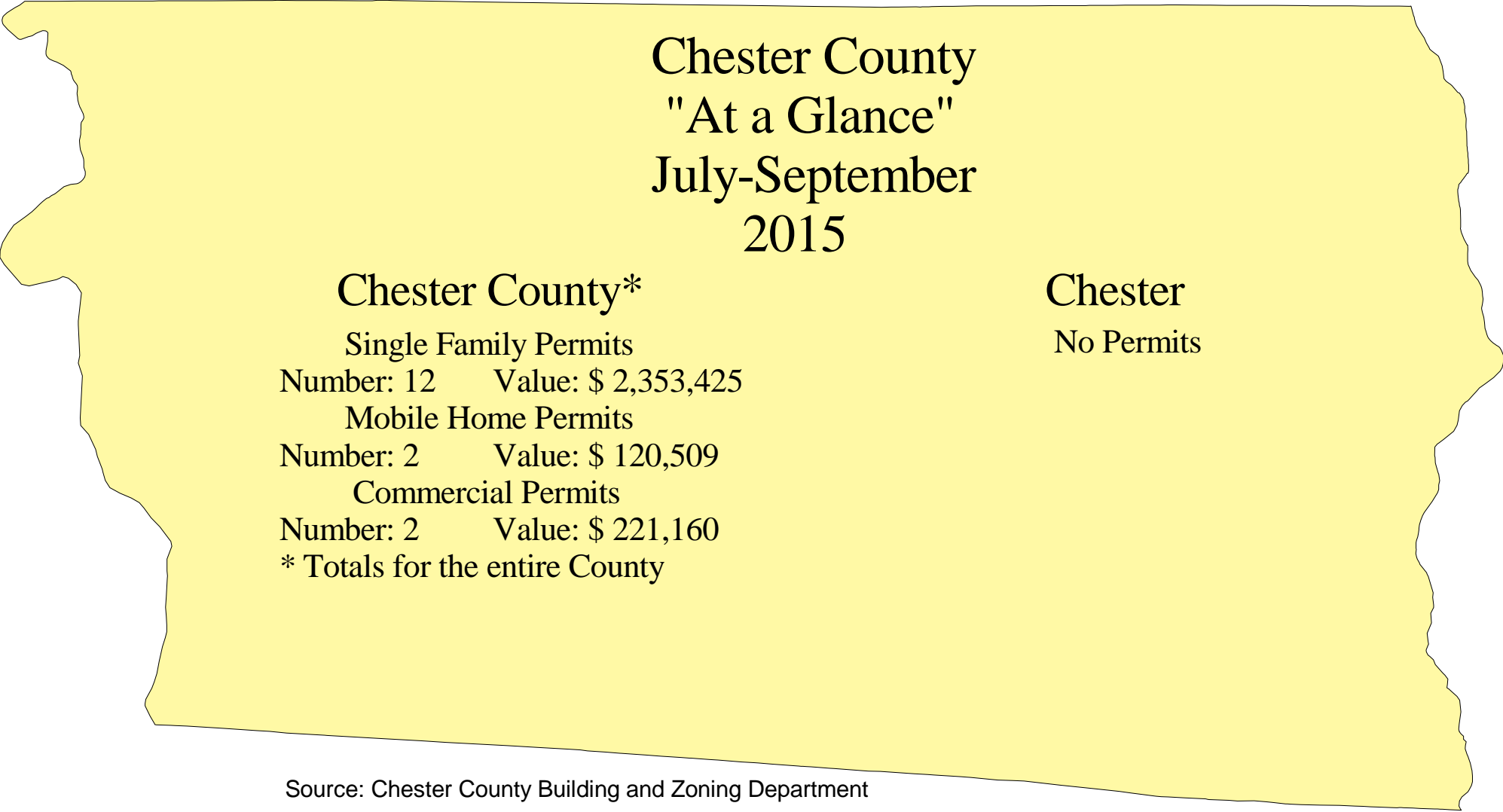
Any questions you may have about the report or our permit database in general can be directed to Mike Vead at (803) 327-9041.

*NOTE: Catawba Regional COG does not insure the accuracy of the data presented in this report. Reasonable efforts have been made to validate the data's accuracy.*

# The Catawba Region "At a Glance"

## July-September, 2015





Chester County  
"At a Glance"  
July-September  
2015

Chester County\*

Single Family Permits

Number: 12      Value: \$ 2,353,425

Mobile Home Permits

Number: 2      Value: \$ 120,509

Commercial Permits

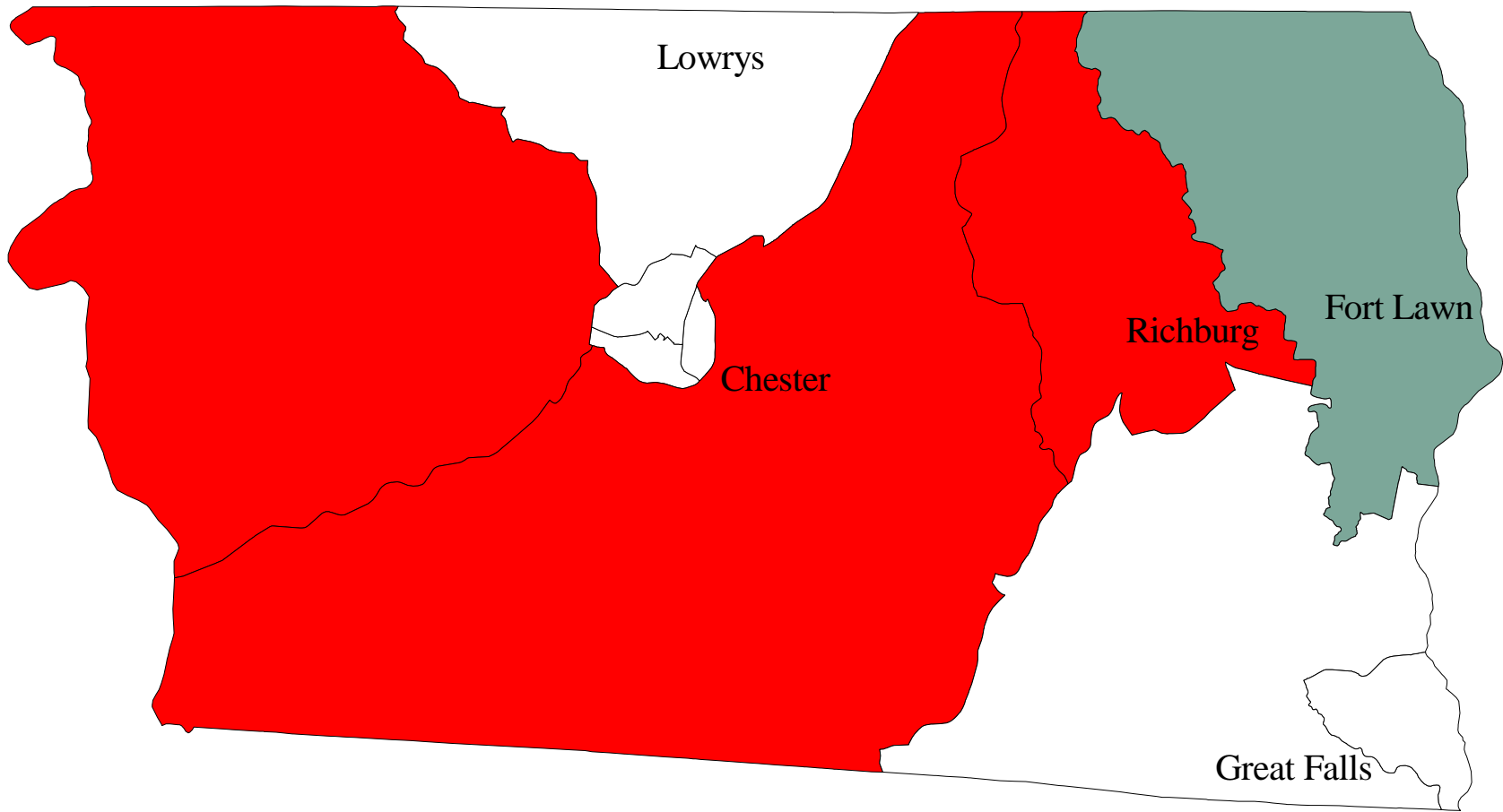
Number: 2      Value: \$ 221,160

\* Totals for the entire County

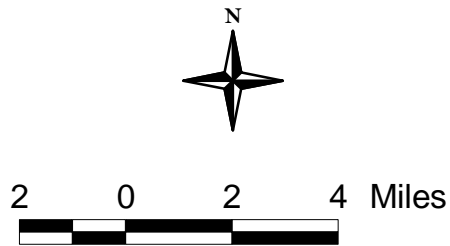
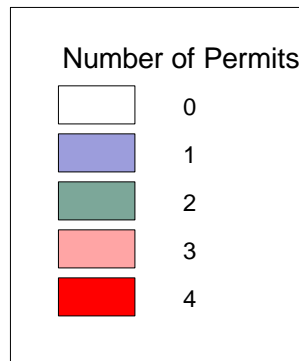
Chester

No Permits

Source: Chester County Building and Zoning Department



**Chester County  
Residential Building Permit  
Activity By Census Tract  
July-September  
2015**



P.O. Box 450  
215 Hampton Street  
Rock Hill, SC 29731  
(803) 327-9041



# Lancaster County "At a Glance" July-September 2015

## Lancaster County\*

### Single Family Permits

Number: 255    Value: \$ 78,068,697

### Mobile Home Permits

Number: 21    Value: \$ 484,889


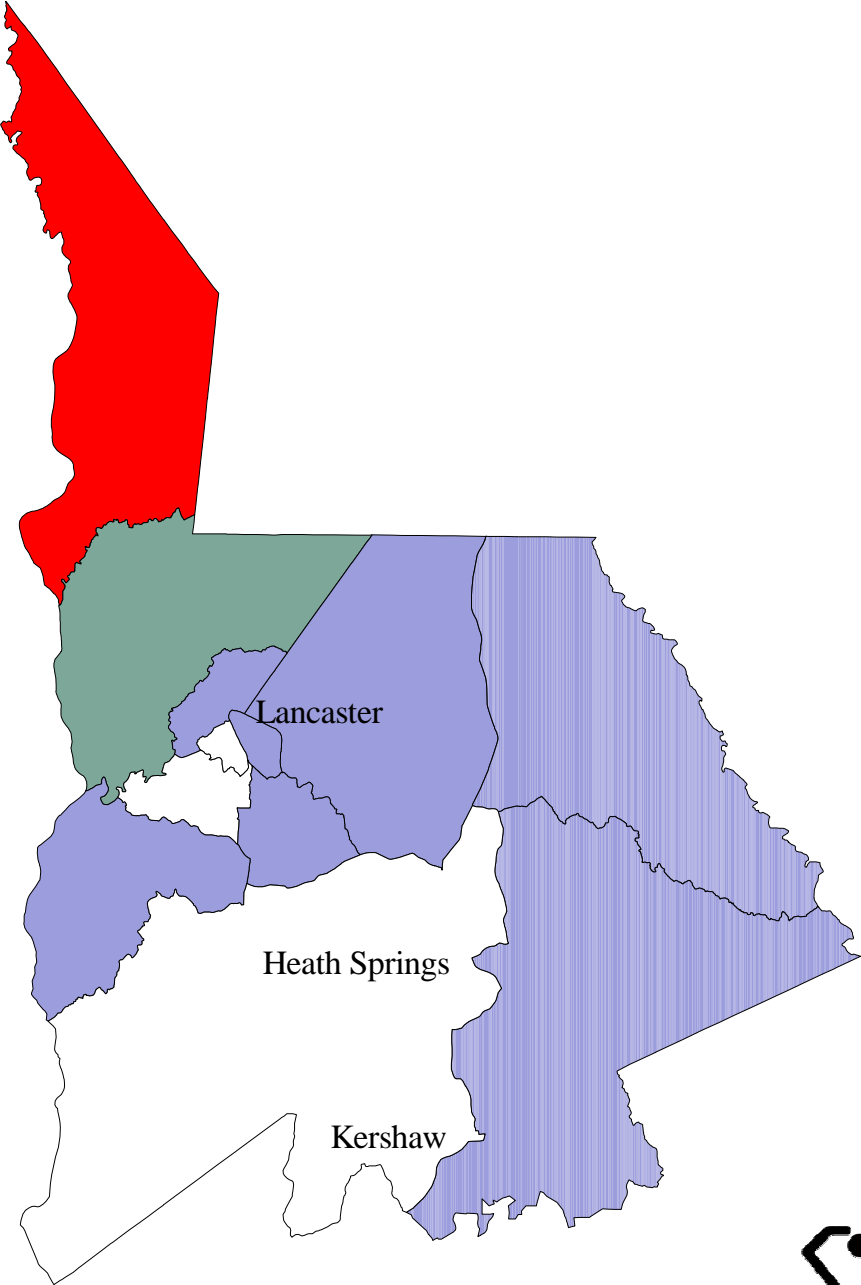
### Commercial Permits

Number: 26    Value: \$ 13,570,506

\*Totals for the entire County

## Lancaster

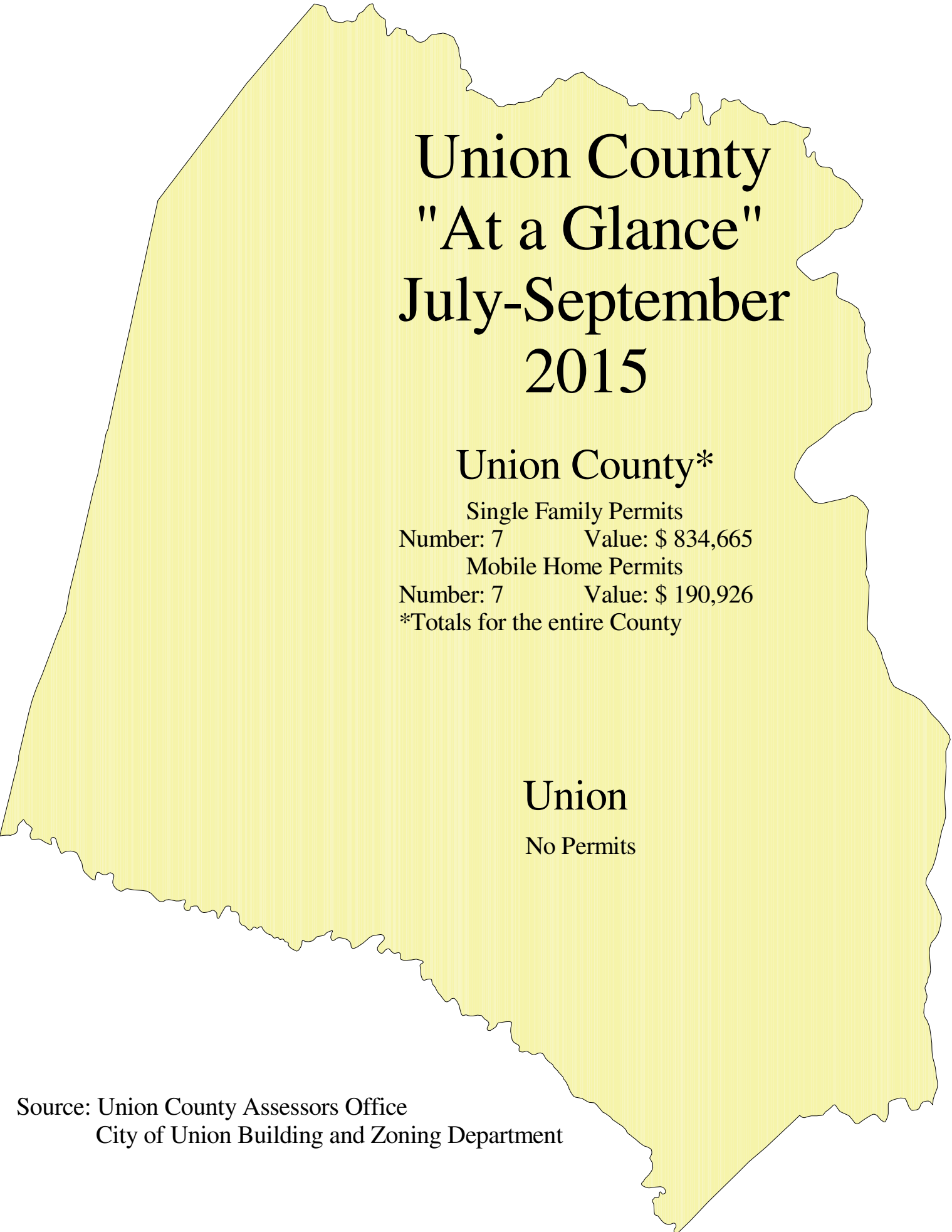
No Permits



**Lancaster County  
Residential Building Permit  
Activity By Census Tract  
July - September  
2015**



P.O. Box 450  
215 Hampton Street  
Rock Hill, SC 29731  
(803) 327-9041



# Union County "At a Glance" July-September 2015

## Union County\*

### Single Family Permits

Number: 7                      Value: \$ 834,665

### Mobile Home Permits

Number: 7                      Value: \$ 190,926

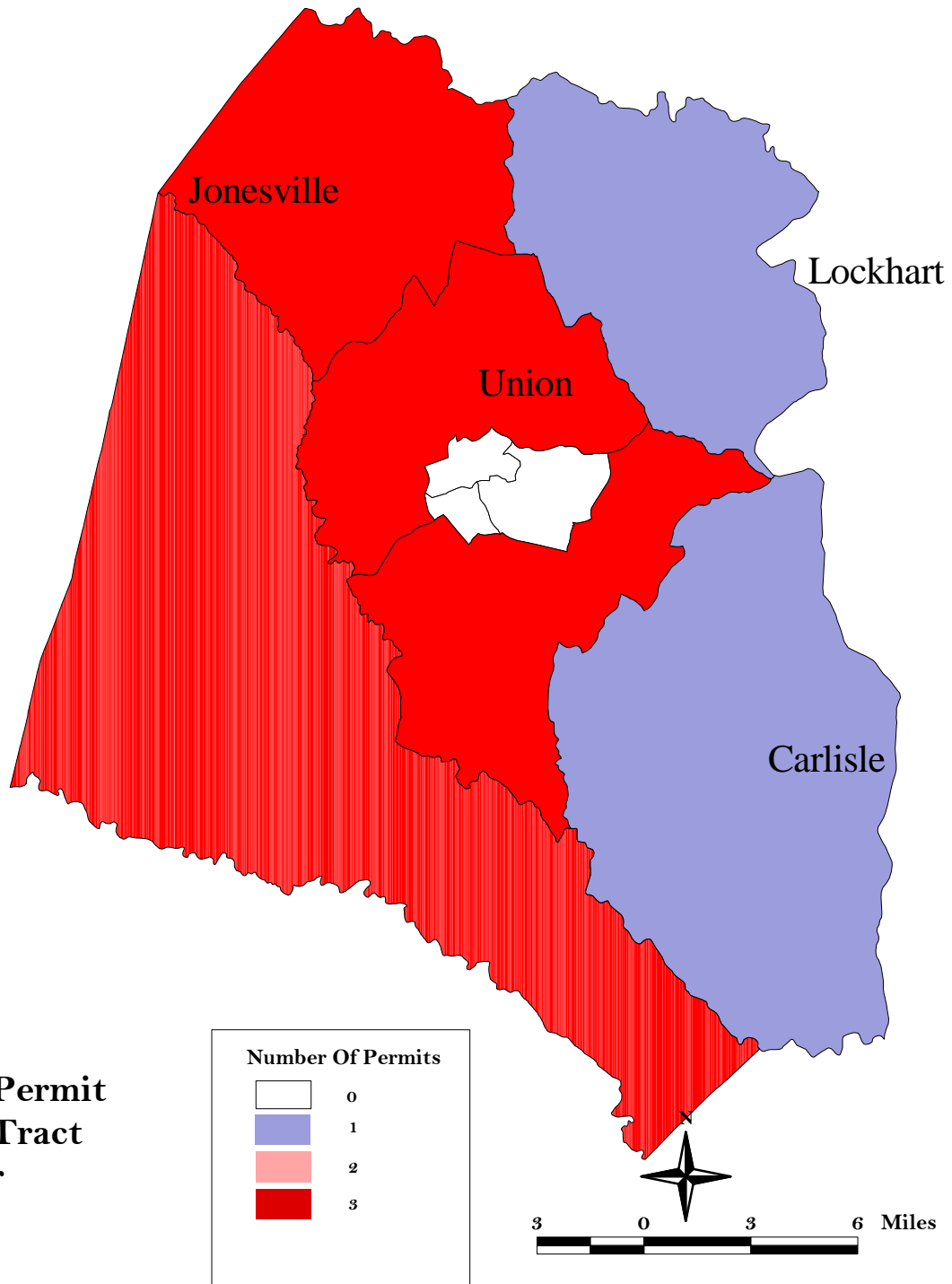
\*Totals for the entire County

## Union

No Permits

Source: Union County Assessors Office  
City of Union Building and Zoning Department





**Union County  
Residential Building Permit  
Activity By Census Tract  
July-September  
2015**



P.O. Box 450  
215 Hampton Street  
Rock Hill, SC 29731  
(803) 327-9041

Source: York County Building and Codes Department  
 Town of Clover Building Codes Department  
 Town of Fort Mill Building and Codes Department  
 City of Rock Hill Building and Codes Department  
 City of York Planning Department  
 City of Tega Cay Development Services

# York County "At a Glance" July-September 2015

## Clover

Single Family Permits  
 Number: 13 Value: \$ 3,262,000  
 Multi Family Permits  
 Number: 2(4) Value: \$ 212,000  
 Commercial Permits  
 Number: 1 Value: \$ 688,943

## Tega Cay

Single Family Permits  
 Number: 45 Value: \$ 17,116,510

## York County\*

Single Family Permits  
 Number: 545 Value: \$ 173,579,687  
 Multi Family Permits  
 Number: 7(61) Value: \$ 16,762,250  
 Mobile Home Permits  
 Number: 1 Value: None Reported  
 Commercial Permits  
 Number: 19 Value: \$ 45,494,026  
 Industrial Permits  
 Number: 1 Value: \$ 2,589,216

\*Totals for the entire County  
**York**

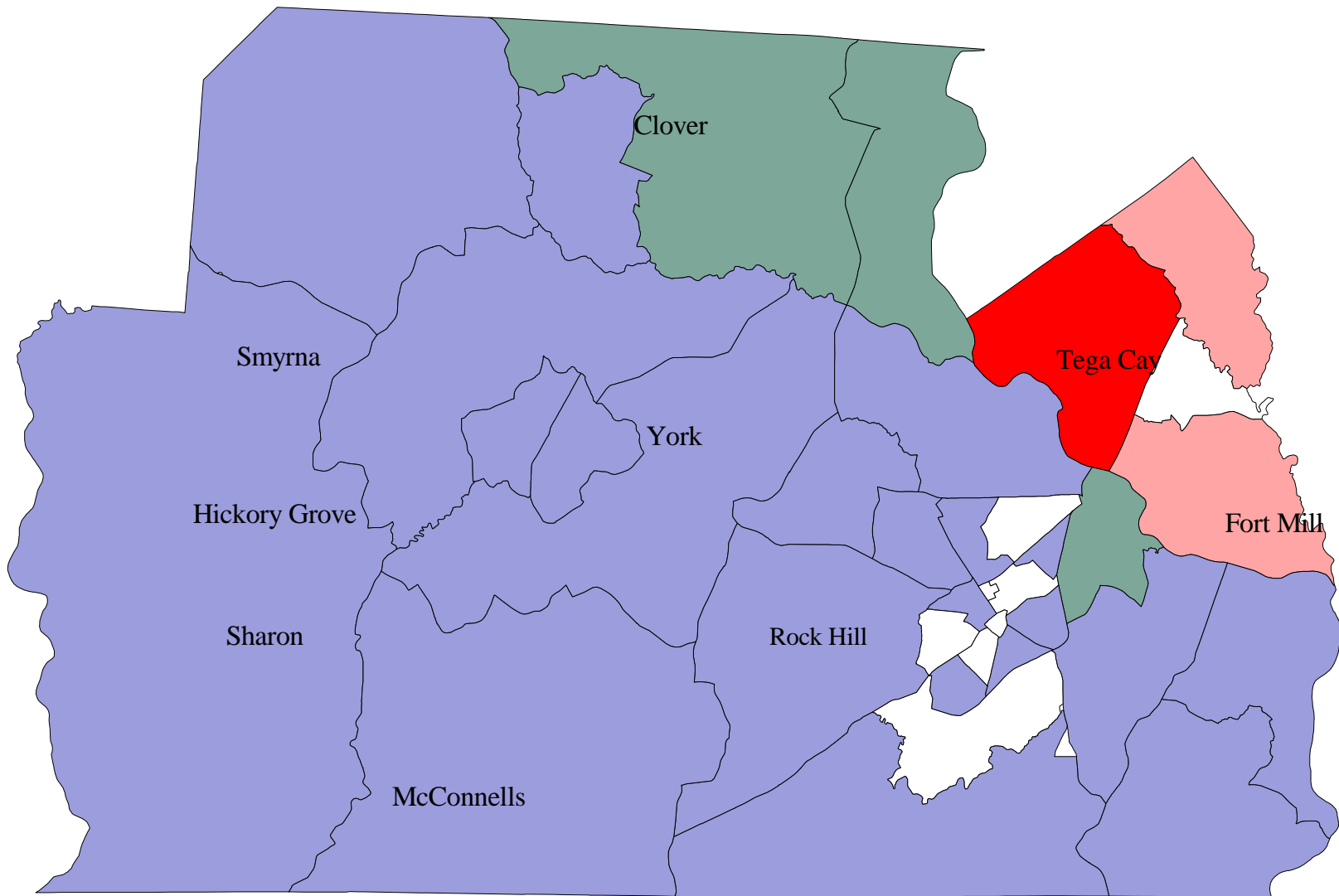
Single Family Permits  
 Number: 3 Value: \$ 598,075  
 Commercial Permits  
 Number: 1 Value: \$ 135,520

## Rock Hill

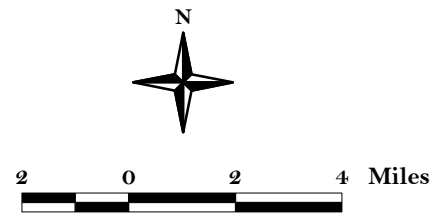

Single Family Permits  
 Number: 75 Value: \$ 22,372,555  
 Multi Family Permits  
 Number: 1(37) Value: \$ 3,666,492  
 Commercial Permits  
 Number: 4 Value: \$ 6,989,716

## Fort Mill

Single Family Permits  
 Number: 160 Value: \$ 62,664,886  
 Commercial Permits  
 Number: 9 Value: \$ 37,007,116



**York County  
Residential Building Permit  
Activity By Census Tract  
July-September  
2015**



P.O. Box 450  
215 Hampton Street  
Rock Hill, SC 29731  
(803) 327-9041