


CATAWBA REGION COVID-19 CASES

Chester, Lancaster, Union, York Counties, SC

November 12, 2020

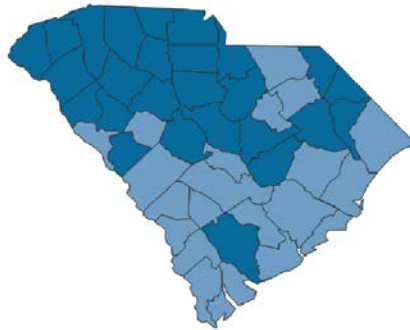


NOTICE: Data contained herein is strictly for informational purposes only. Any decisions made based upon presented data are neither the responsibility of Catawba Regional Council of Governments nor of its employees or contractors.



Two Week Cumulative Incidence Rate

The Two-Week Cumulative Incidence Rate includes new (confirmed) cases reported in the past two weeks (October 28, 2020 - November 10, 2020) per 100,000 people. The rate describes recent incidence of COVID-19 infection to capture the potential burden of currently ill people who may be infectious and/or accessing healthcare.



© OpenStreetMap

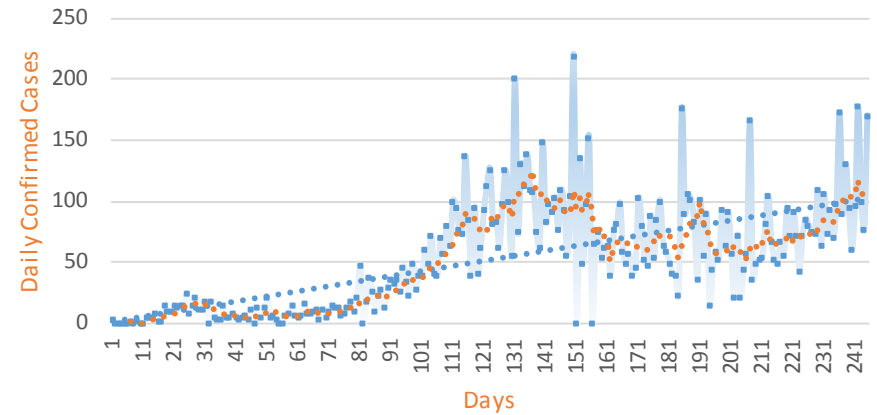
Low Incidence; 0-50

Moderate Incidence; 51-200

High Incidence; >200

Catawba Region, SC

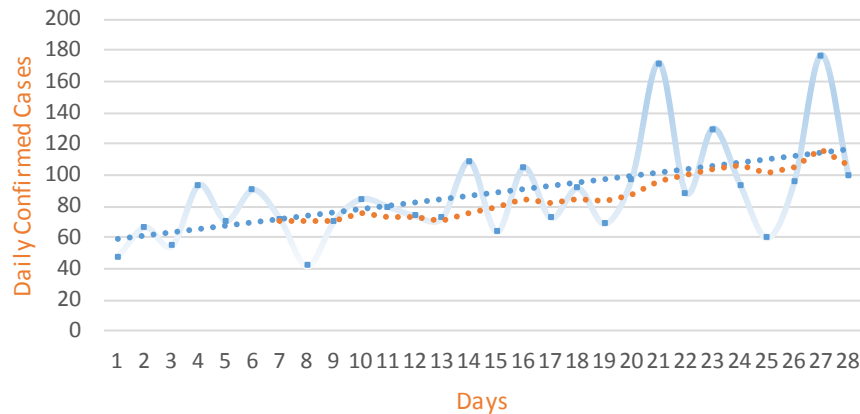
Day Zero (March 11) - November 10



..... = Dataset Trend = 7-day Rolling Average

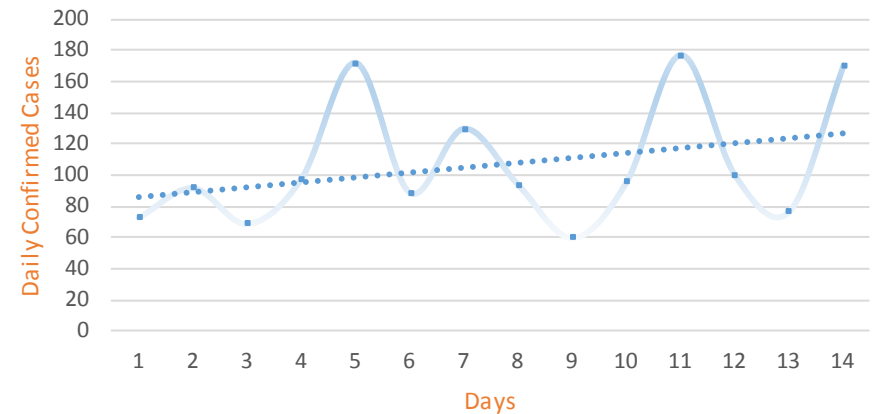
Catawba Region, SC

28 Day: October 14 - November 10



Catawba Region, SC

14 Day: October 28 - November 10



Data Sources: Catawba Regional Council of Governments, USAFacts, South Carolina DHEC, United States CDC